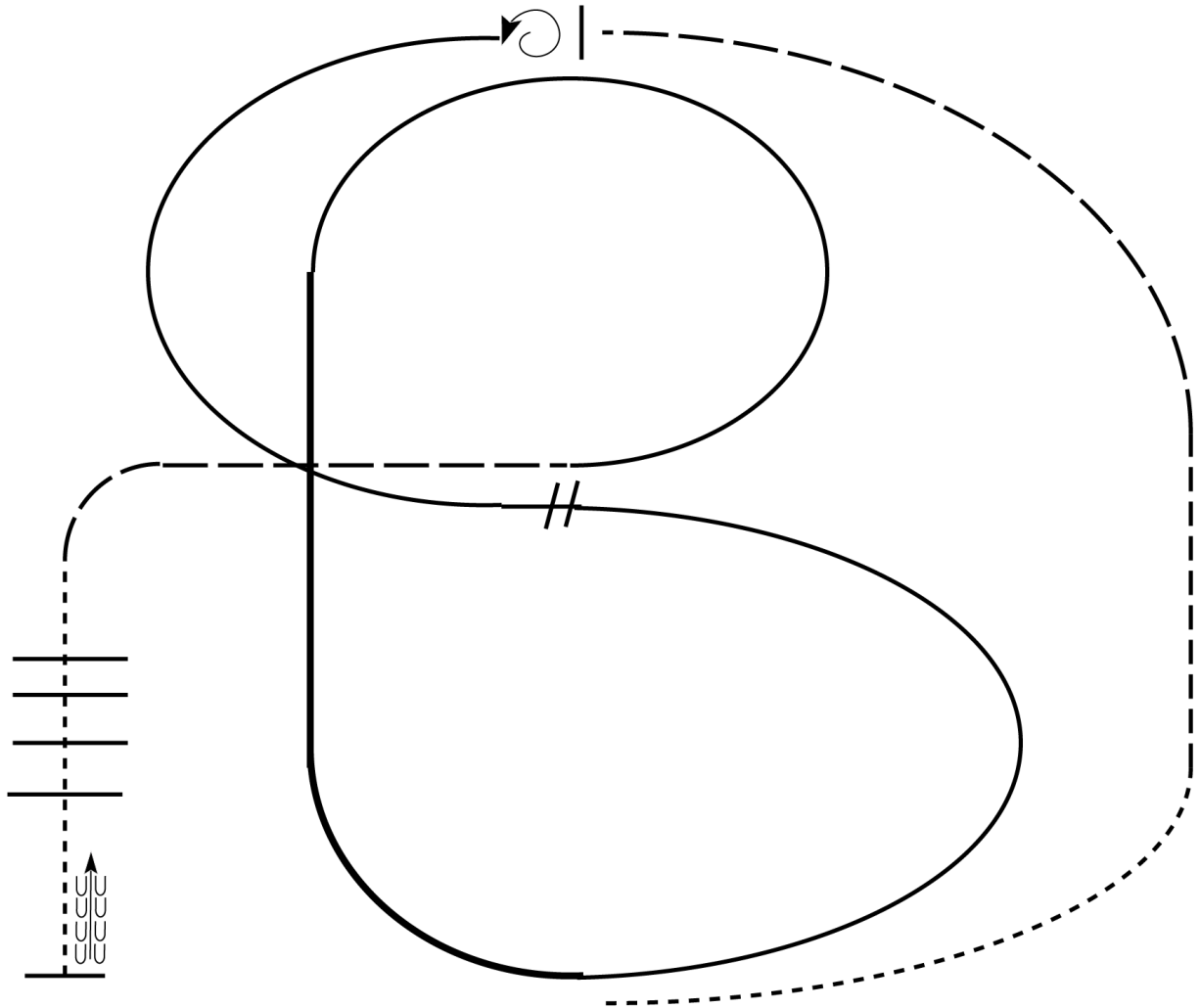


# Open and COSCA Show Medina

## Class # 44 Ranch Riding (All Ages)

Show Date: 06/17/2018



1. Walk
2. Trot
3. Extend the trot, at the top of the arena, stop
4. 360 degree turn to the left
5. Left lead 1/2 circle, lope to the center
6. Change leads (simple or flying)
7. Right lead 1/2 circle
8. Extended lope up the long side of arena (right lead)
9. Collect back to a lope around the top of the arena and back to center
10. Break down to an extended trot
11. Walk over poles.
12. Stop and back

Walk	-----
Jog	- - - - -
Extended Jog	-----
Lope	
Lead Change	///
Back	←
Marker	(B)

[RR/1]

Pattern Provided by:

*Candice Wile*

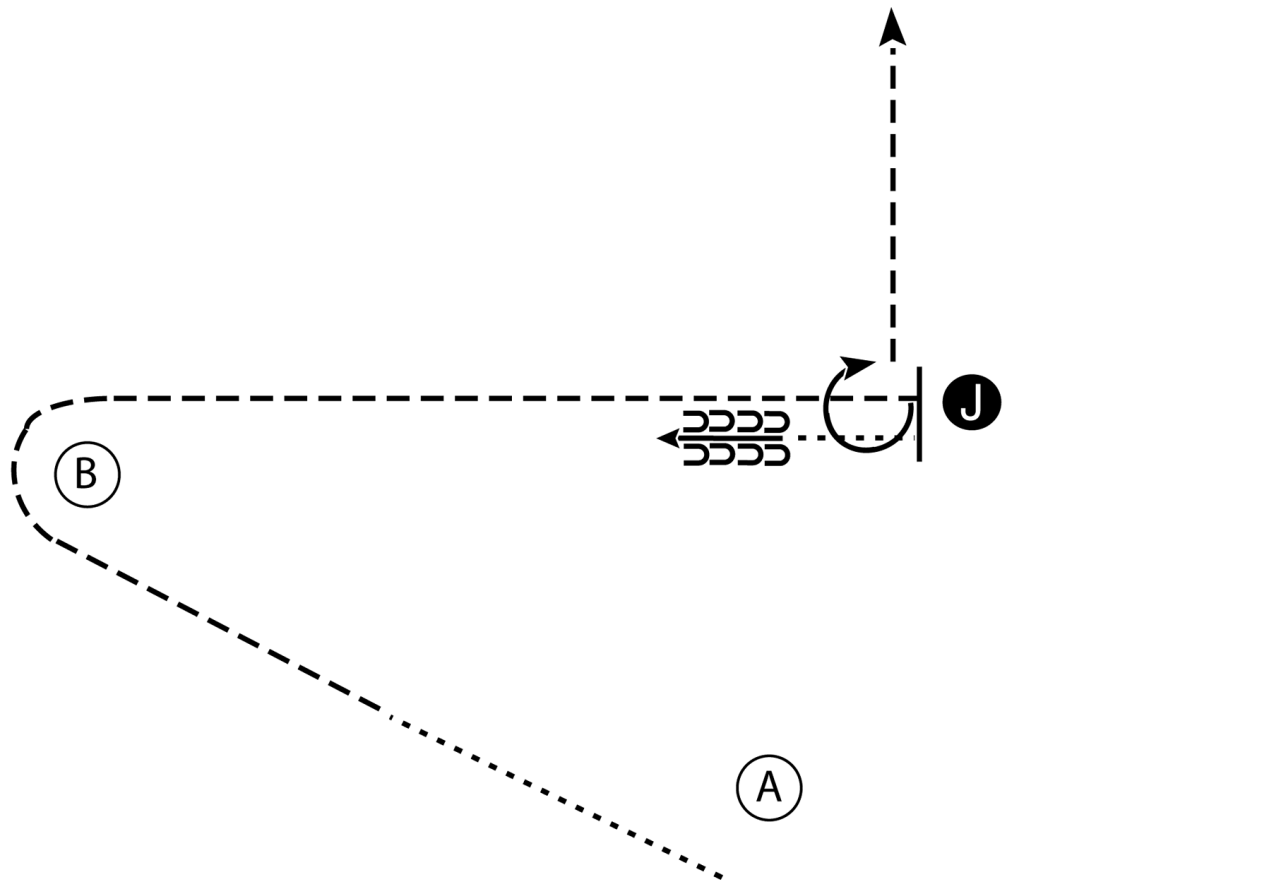
w w w . H o r s e S h o w P a t t e r n s . c o m

w w w . H o r s e S h o w P a t t e r n s . c o m

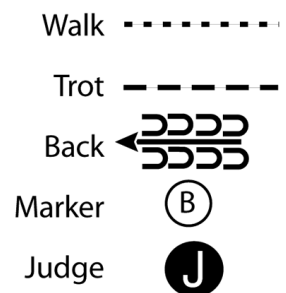
# Open and COSCA Show Medina

## Class # 9 Open Showmanship

Show Date: 06/17/2018



1. Walk half way from A to B.
2. Trot around B to the Judge.
3. Stop and back four steps.
4. Walk to Judge and set up for inspection.
5. When dismissed perform a 270 degree turn and trot to line-up.



[S/2-12]

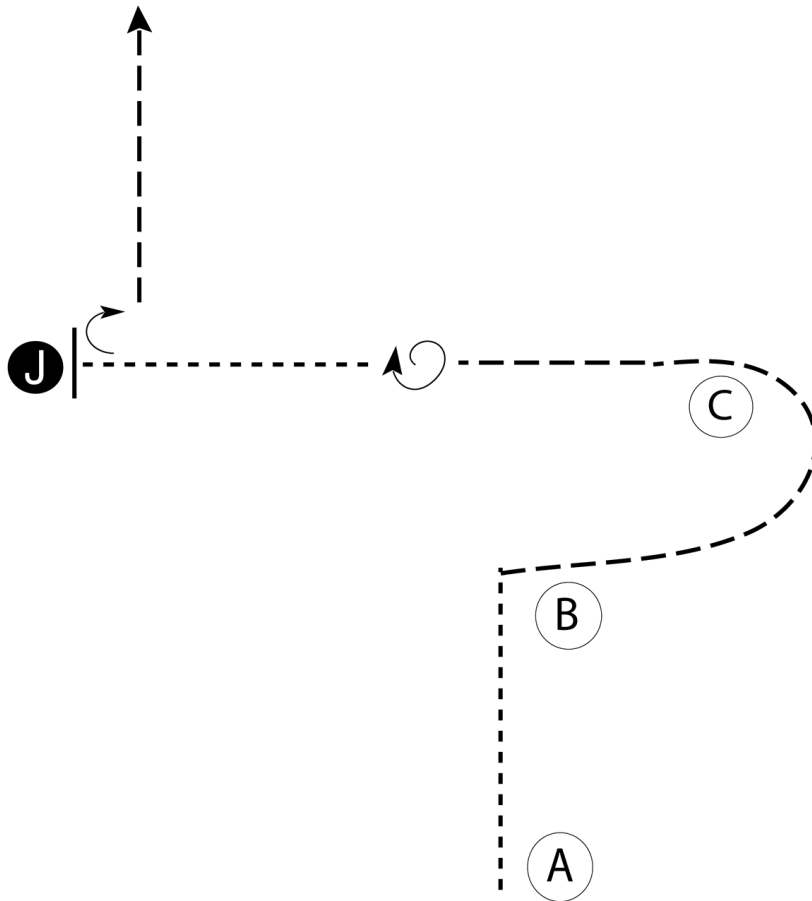
Pattern Provided by:

*Candice Wile*

# Open and COSCA Show Medina

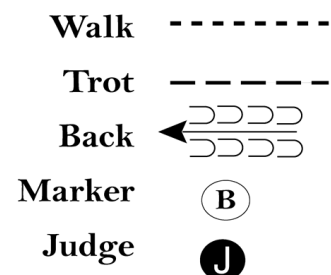
## Class #10, 11 and 12 Showmanship

Show Date: 06/17/2018



Be ready at A.

1. Walk to B.
2. Trot from B and around C as shown.
3. Halfway between C and the judge, stop and do a 360 degree turn.
4. Walk to judge and set up for inspection.
5. When dismissed, do a 90 degree turn and trot away.



[S/2-21]

Pattern Provided by:

*Candice Wile*

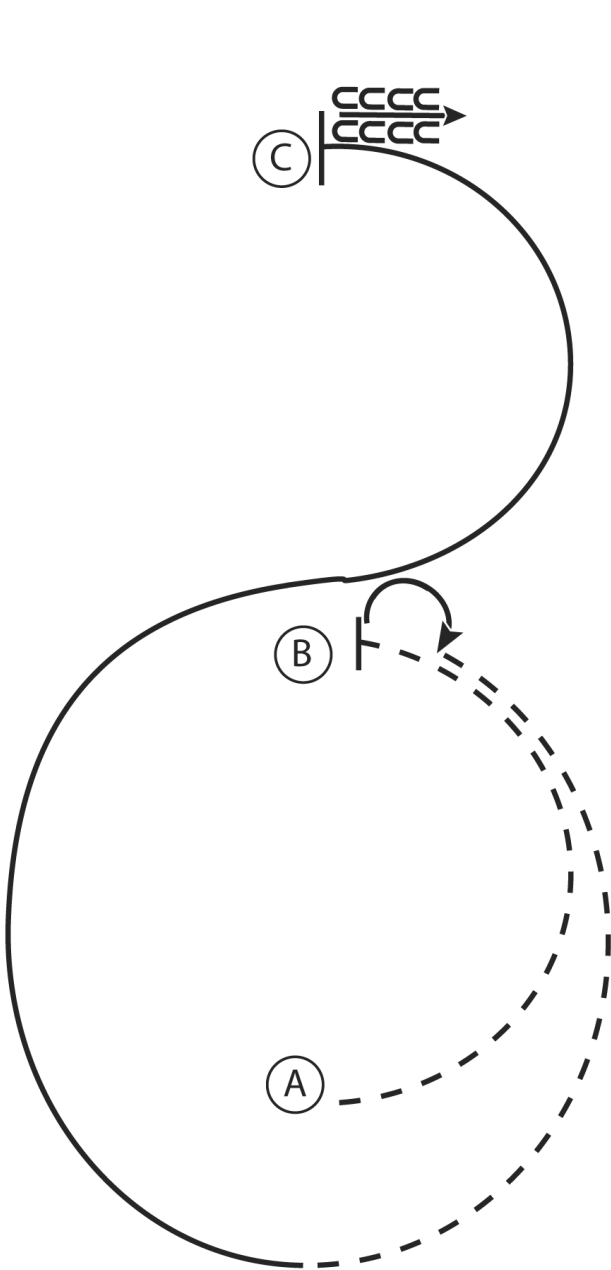
# Open and COSCA Show Medina

## Class #16 English Equitation (Adult)

Show Date: 06/17/2018

www.HorseShowPatterns.com

www.HorseShowPatterns.com



1. Posting trot half circle A to B
2. At B stop and perform a 180 degree turn to the right on the forehand
3. Posting trot half circle B to A
4. At A canter a half circle to B on the left lead
5. At B maintain the left lead in a half circle to C
6. At C stop and back 4 steps

Walk	.....
Trot	- - - - -
Extended Trot	— — — — —
Canter	—————
Leg Yield	
Lead Change	↘ /
Back	←←←←← ←←←←←
Marker	(B)
Sidepass	←←←←←

[HSE/2-7]

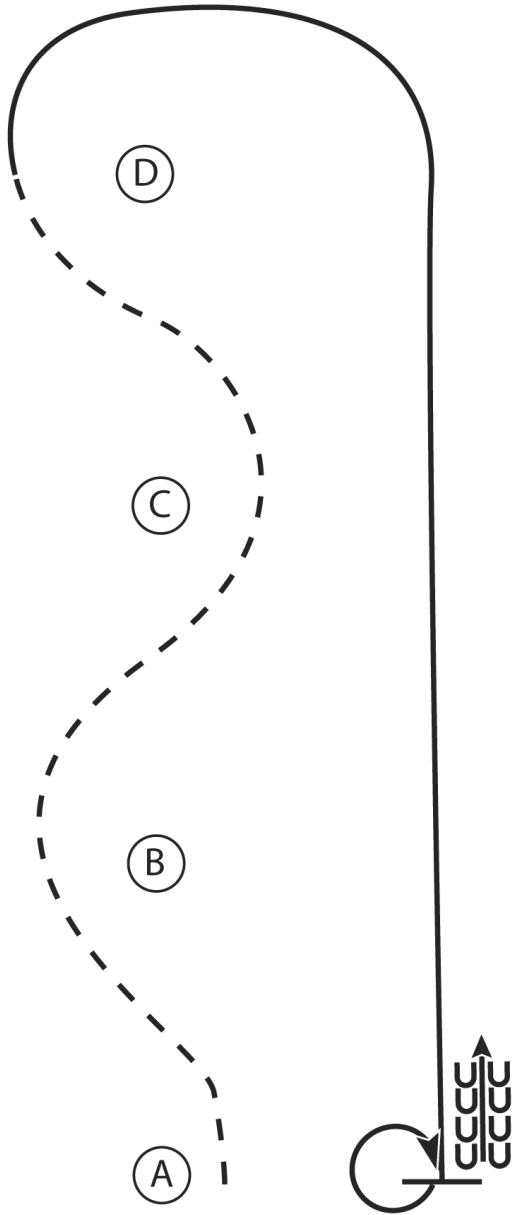
Pattern Provided by:

*Candice Wile*

# Open and COSCA Show Medina

## Class #21 English Equitation (Youth)

Show Date: 06/17/2018



1. Posting trot around A and B
2. When between B and C perform a sitting trot around C to D
3. At D canter on the right lead around D to A
4. At A stop and perform a 360 degree turn to the right on the hindquarters
5. Back 4 steps

Walk	.....
Trot	-----
Extended Trot	-----
Canter	—————
Leg Yield	
Lead Change	↘
Back	←←←←← ←←←←←
Marker	(B)
Sidepass	←←←←←

[HSE/2-6]

Pattern Provided by:

*Candice Wile*

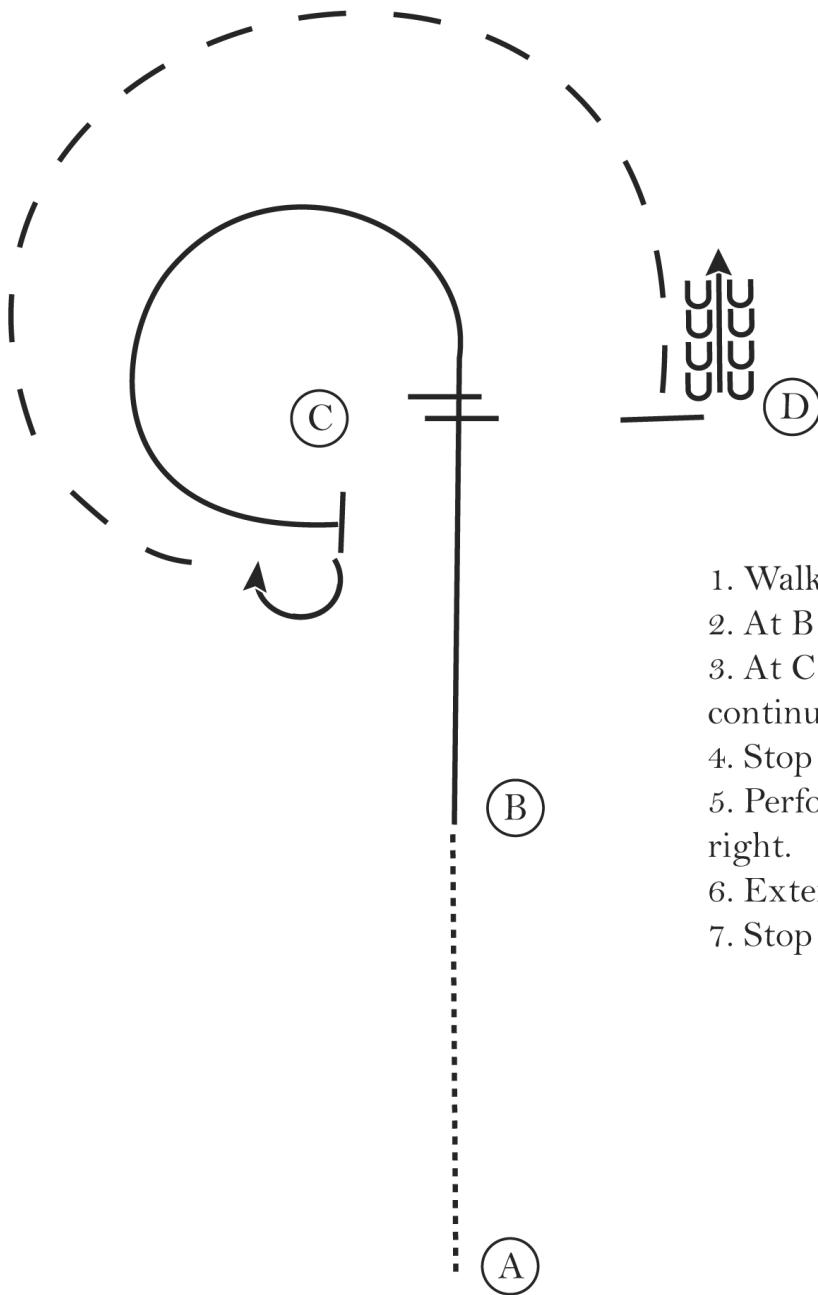
# Open and COSCA Show Medina

Class # 38 and # 45 Western Horsemanship (Adult / Youth)

Show Date: 06/17/2018

w w w . H o r s e S h o w P a t t e r n s . c o m

w w w . H o r s e S h o w P a t t e r n s . c o m



1. Walk A to B.
2. At B lope on the right lead to C.
3. At C perform a lead change and continue on the left lead around C.
4. Stop at C.
5. Perform a 180 degree turn to the right.
6. Extend the jog around C.
7. Stop at D and back 4 steps.

Walk	.....
Jog	- - - - -
Extended Jog	— — — — —
Lope	—————
Leg Yield	
Lead Change	— / —
Back	←←←←←
Marker	⊙
Sidepass	← - - - - ←

[WH/2-1]

Pattern Provided by:

*Candice Wile*