

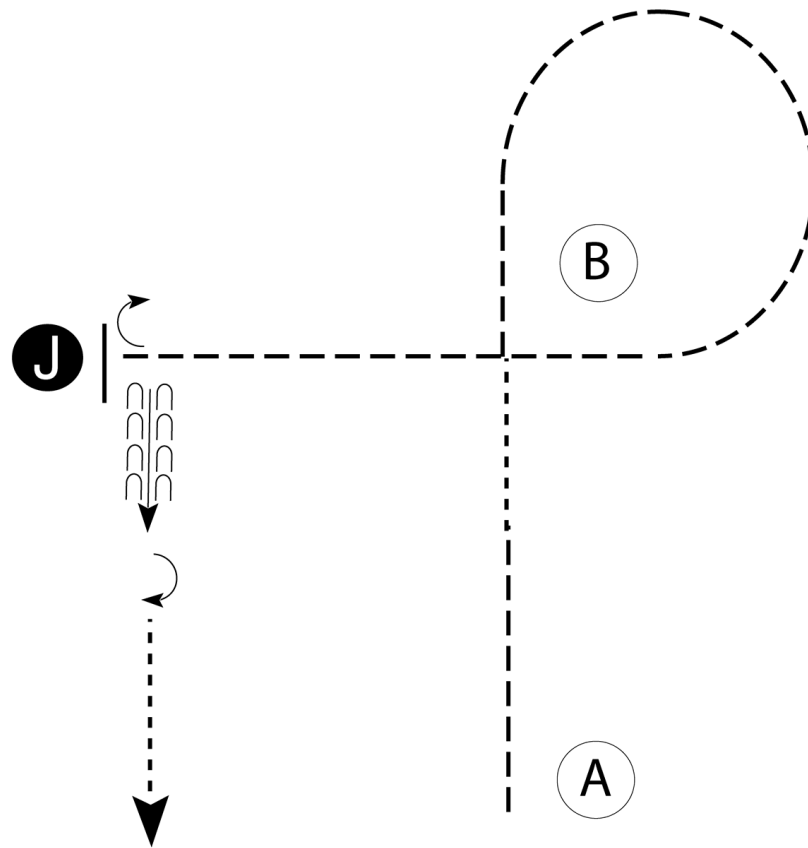
COSCA Summer Sizzler

Showmanship (Adult 19 & Over, Youth 14-18)

Show Date: 08-18-2018

w w w . H o r s e S h o w P a t t e r n s . c o m

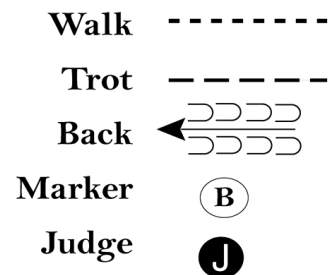
w w w . H o r s e S h o w P a t t e r n s . c o m



Be ready at A.

1. Trot halfway to B.
2. Walk two horse lengths.
3. Trot to and around B as shown.
4. Trot to the judge. Stop and set up for inspection.
5. When dismissed, perform a 90 degree turn and back approximately 2 horse lengths.
6. Perform a 180 degree turn and walk straight away.

Follow the instructions of your ring steward.



[S/2-78]

Pattern Provided by:

Valerie Gabor

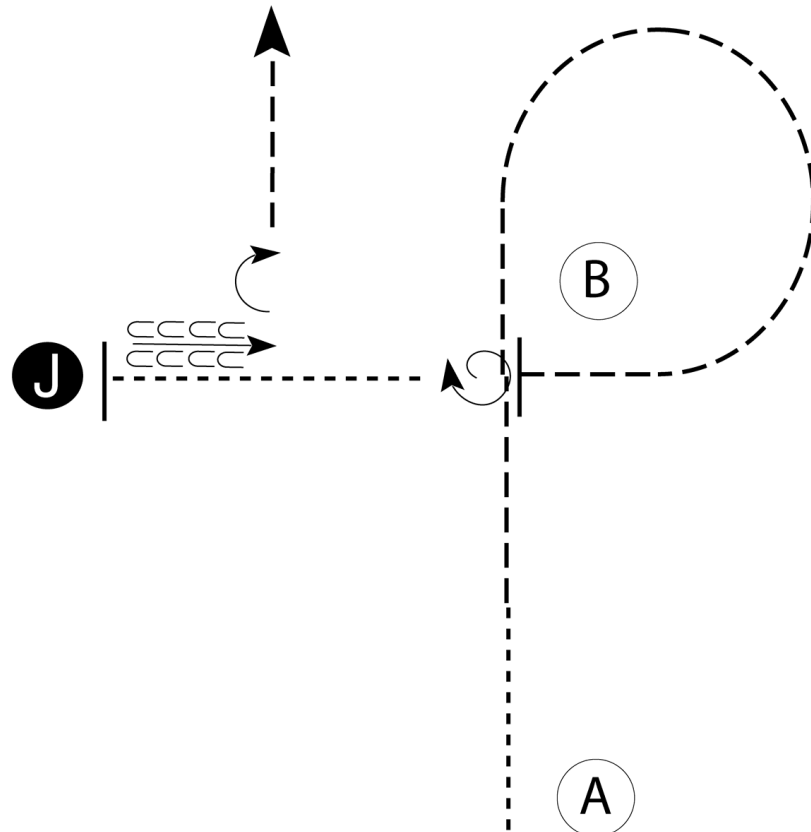
COSCA Summer Sizzler

Open Showmanship (All Ages)

Show Date: 08-18-2018

w w w . H o r s e S h o w P a t t e r n s . c o m

w w w . H o r s e S h o w P a t t e r n s . c o m



Be ready at A.

1. Walk halfway to B.
2. Trot to and around B as shown.
3. Stop when just past B. Perform a 360 degree turn.
4. Walk to judge and set up for inspection.
5. When dismissed, back one horse length.
6. Perform a 90 degree turn and trot away.

Follow the instructions of your ring steward.

- Walk -----
- Trot - - - - -
- Back ←
- Marker (B)
- Judge (J)

[S/2-79]

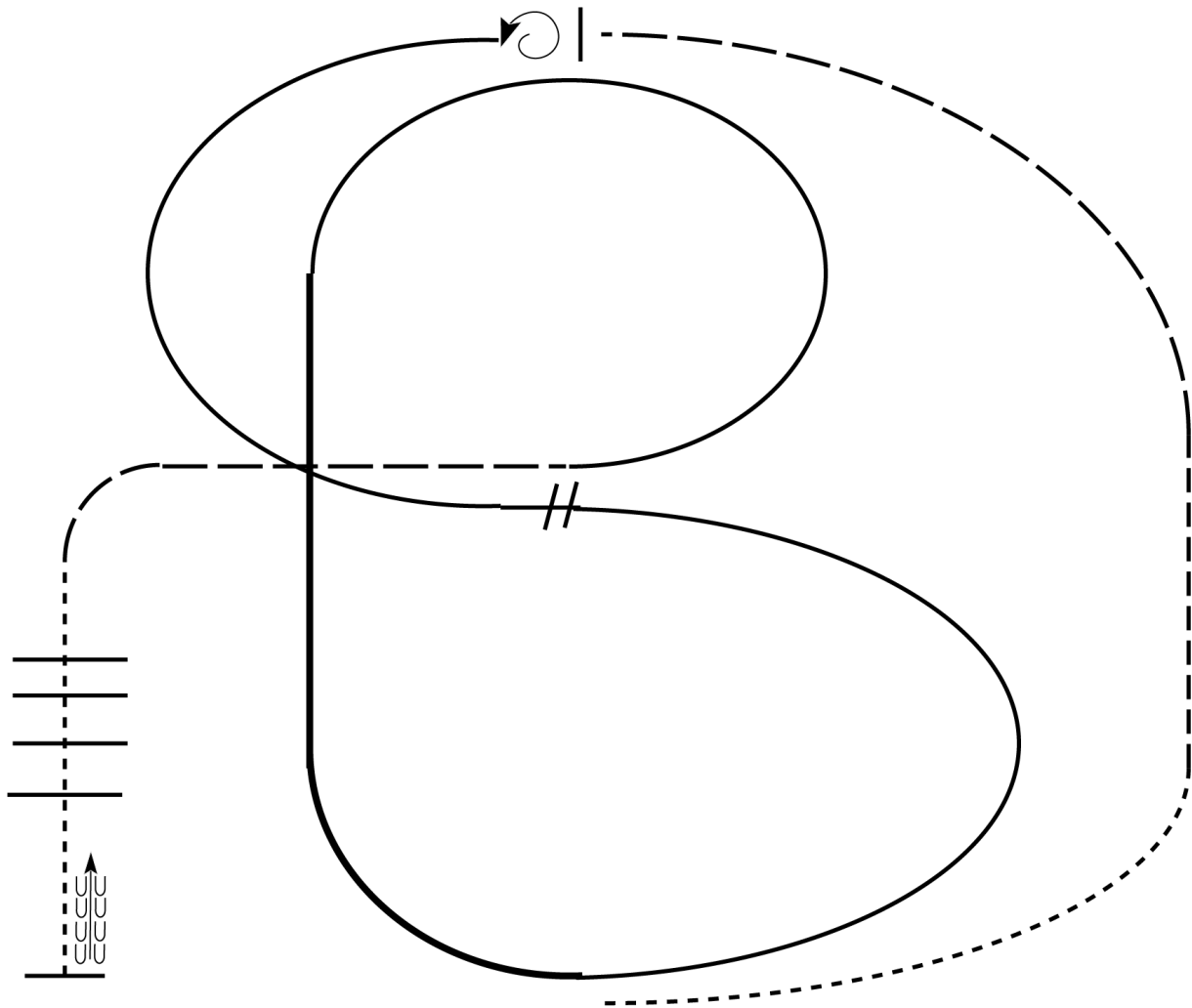
Pattern Provided by:

Valerie Gabor

COSCA Summer Sizzler

Ranch Riding

Show Date: 08-18-2018



1. Walk
2. Trot
3. Extend the trot, at the top of the arena, stop
4. 360 degree turn to the left
5. Left lead 1/2 circle, lope to the center
6. Change leads (simple or flying)
7. Right lead 1/2 circle
8. Extended lope up the long side of arena (right lead)
9. Collect back to a lope around the top of the arena and back to center
10. Break down to an extended trot
11. Walk over poles.
12. Stop and back

Walk	-----
Jog	- - - - -
Extended Jog	-----
Lope	
Lead Change	//
Back	← ⊞ ⊞ ⊞ ⊞ ⊞
Marker	⊞

[RR/1]

Pattern Provided by:

Valerie Gabor

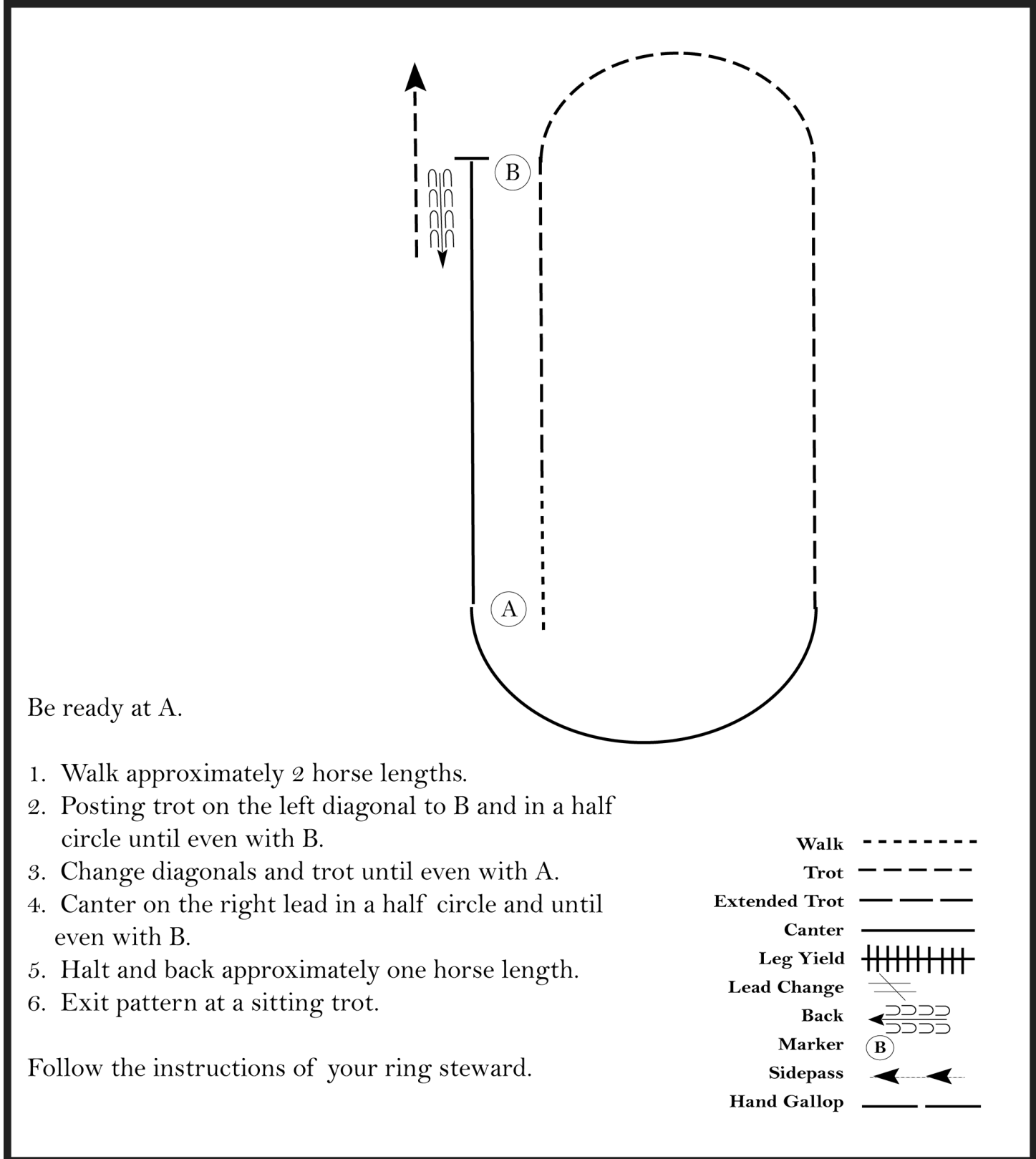
w w w . H o r s e S h o w P a t t e r n s . c o m

w w w . H o r s e S h o w P a t t e r n s . c o m

COSCA Summer Sizzler

English Equitation (4H 8-18 & 13 & Under)

Show Date: 08-18-2018



Be ready at A.

1. Walk approximately 2 horse lengths.
2. Posting trot on the left diagonal to B and in a half circle until even with B.
3. Change diagonals and trot until even with A.
4. Canter on the right lead in a half circle and until even with B.
5. Halt and back approximately one horse length.
6. Exit pattern at a sitting trot.

Follow the instructions of your ring steward.

Walk	-----
Trot	- - - - -
Extended Trot	- - - - -
Canter	—————
Leg Yield	
Lead Change	///
Back	⤵⤵⤵
Marker	(B)
Sidepass	⤵-----⤵
Hand Gallop	—————

[HSE/1-56]

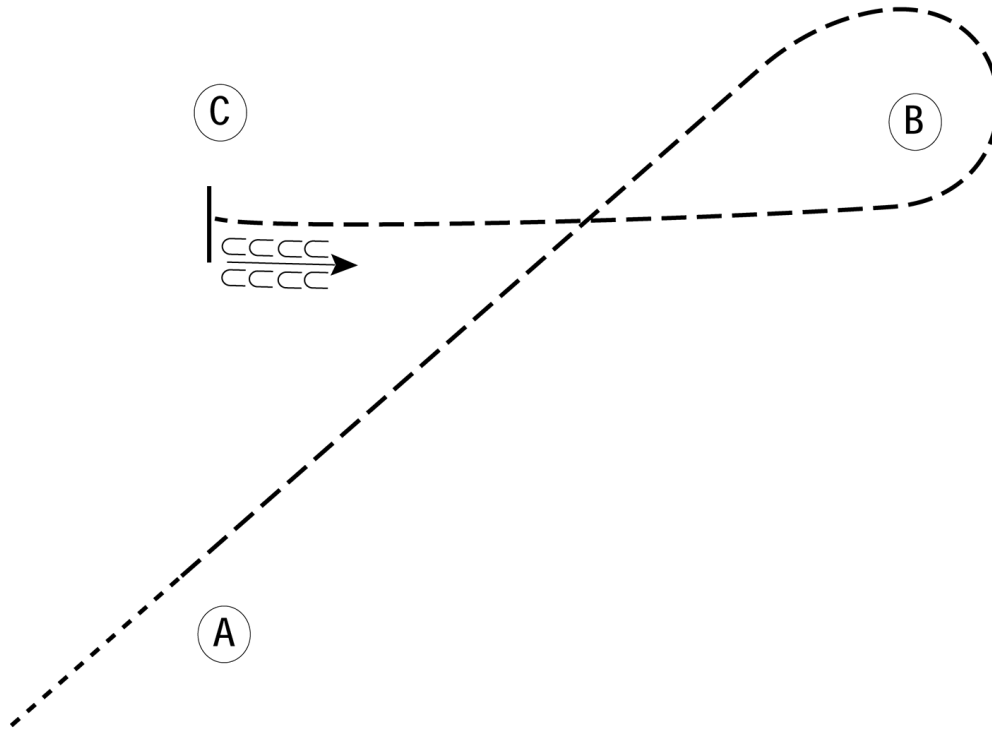
Pattern Provided by:

Valerie Gabor

COSCA Summer Sizzler

W/T Equitation (11-18 E/W)

Show Date: 08-18-2018



Be ready before A.

1. Walk to A.
2. Sitting trot from A to B.
3. Posting trot on the left diagonal around B and to C.
4. Stop at C. Back approximately one horse length.
5. Follow the instructions of your ring steward.

Walk	-----
Trot	- - - - -
Extended Trot	-----
Canter	-----
Leg Yield	
Lead Change	
Back	← C C C C C
Marker	(B)
Sidepass	← - - - - - →
Hand Gallop	-----

[HSE/WT-18]

Pattern Provided by:

Valerie Gabor

w w w . H o r s e S h o w P a t t e r n s . c o m

w w w . H o r s e S h o w P a t t e r n s . c o m

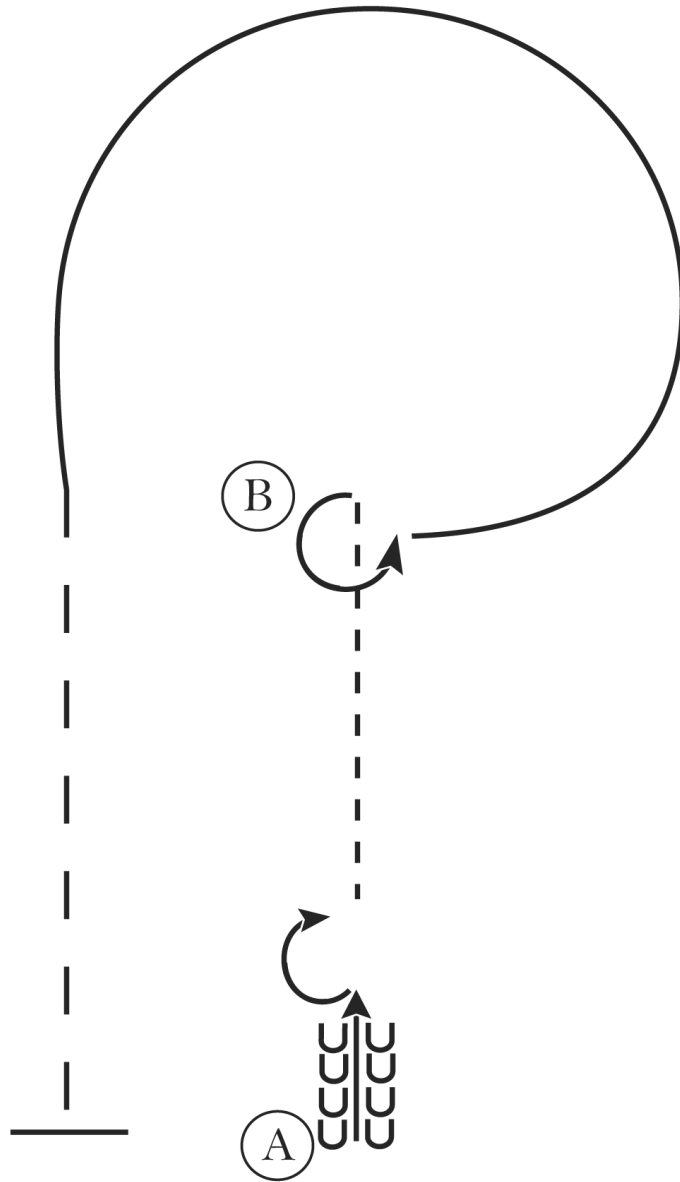
COSCA Summer Sizzler

Western Horsemanship (Adult 19 & Over, Youth 14-18)

Show Date: 08-18-2018

www.HorseShowPatterns.com

www.HorseShowPatterns.com



1. Back 4 steps at A.
2. Perform a 180 degree turn to the right.
3. Jog to B.
4. At B perform a 270 degree turn to the left .
5. Lope a circle around B on the left lead.
6. At B extend the jog to A.
7. At A stop.

Walk
Jog	-----
Extended Jog	-----
Lope	—————
Leg Yield	
Lead Change	↙↘
Back	←←← ←←←
Marker	Ⓚ
Sidepass	←←←

[WH/2-8]

Pattern Provided by:

Valerie Gabor

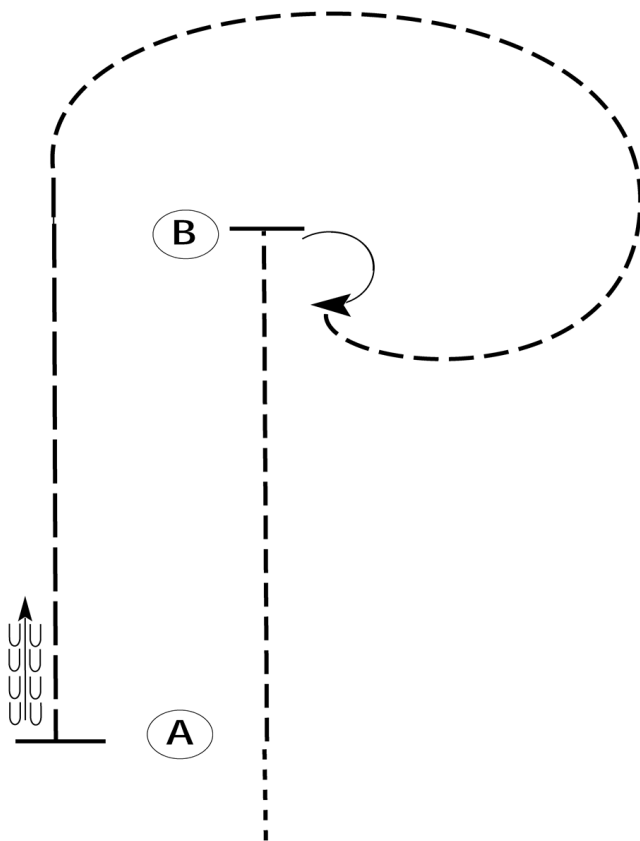
COSCA Summer Sizzler

W/T Equitation/Horsemanship (19 & Over, E/W)

Show Date: 08-18-2018

w w w . H o r s e S h o w P a t t e r n s . c o m

w w w . H o r s e S h o w P a t t e r n s . c o m



Be ready before A.

1. Walk to A.
2. Jog to B.
3. Turn 180 degrees to the right.
4. Jog back around to B.
5. Extend the jog from B to A.
6. Stop at A and back approximately one horse length.

Follow the instructions of your ring steward.

Walk	-----
Jog	- - - - -
Extended Jog	— — — —
Lope	—————
Leg Yield	
Lead Change	— / —
Back	← — — — — — — — — ←
Marker	⊙
Sidepass	← — — — — →

[WH/WT-44]

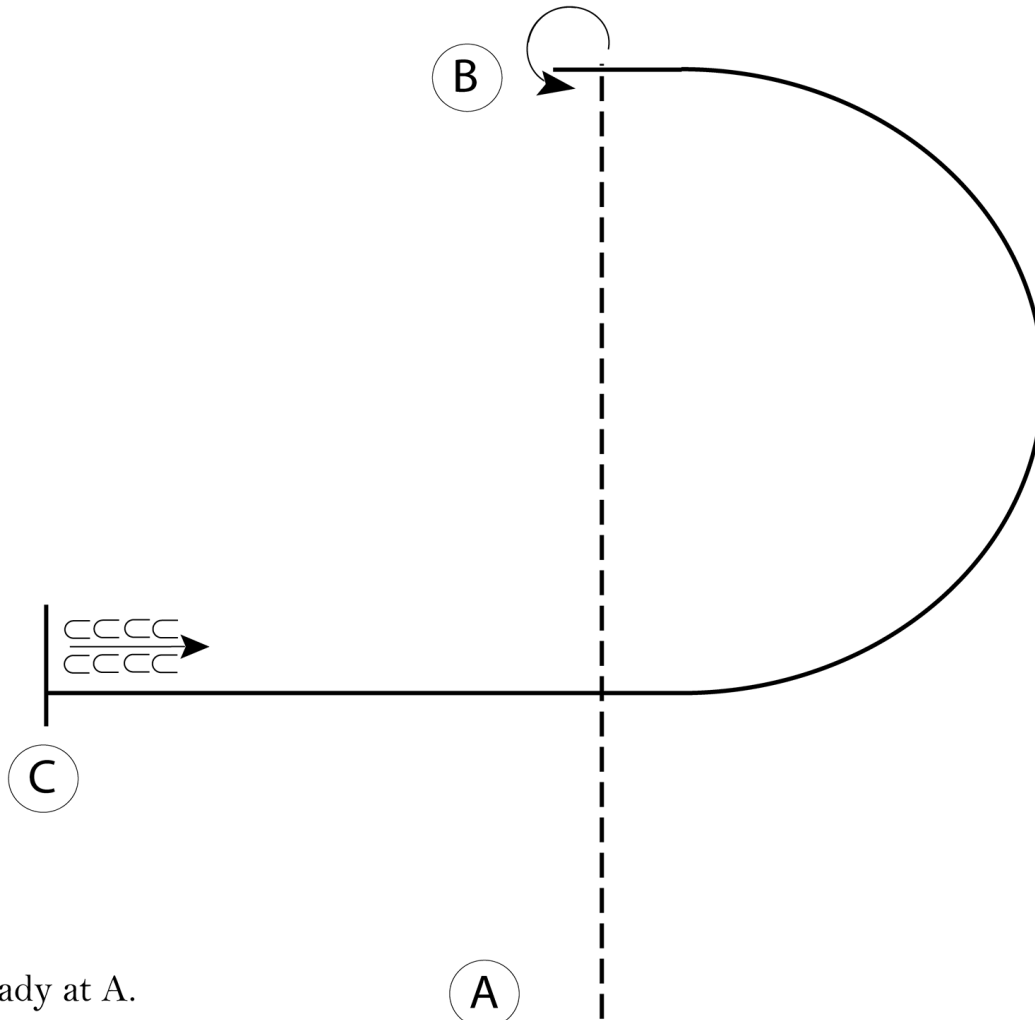
Pattern Provided by:

Valerie Gabor

COSCA Summer Sizzler

English Equitation (Adult 19+, Youth 14-18)

Show Date: 08-18-2018



Be ready at A.

1. Posting trot on the left diagonal from A to B.
2. At B, stop and perform a 270 degree turn on the forehand to the left.
3. Canter on the right lead from B to C.
4. At C stop and back approximately one horse length.

Follow the instructions of your ring steward.

Walk	-----
Trot	- - - - -
Extended Trot	— — — — —
Canter	—————
Leg Yield	
Lead Change	↙ ↘
Back	← ← ← ← ←
Marker	⊙
Sidepass	← — — — — →
Hand Gallop	— — — — —

[HSE/1-30]

Pattern Provided by:

Valerie Gabor

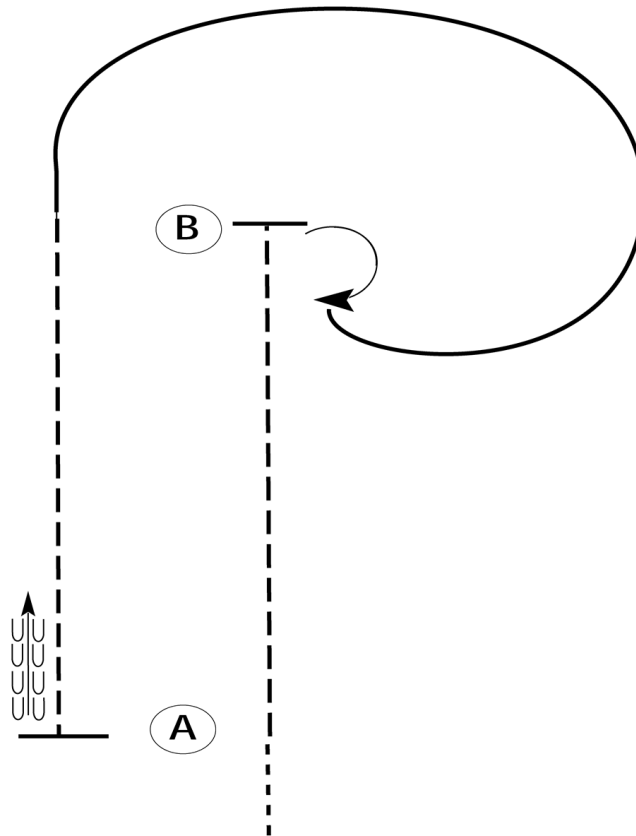
COSCA Summer Sizzler

Western Horsemanship (Youth 13 & Under, 4H 8-18yrs)

Show Date: 08-18-2018

w w w . H o r s e S h o w P a t t e r n s . c o m

w w w . H o r s e S h o w P a t t e r n s . c o m



Be ready before A.

1. Walk to A.
2. Jog to B.
3. Turn 180 degrees to the right.
4. Lope on the left lead back around to B.
5. Jog from B to A.
6. Stop at A and back approximately one horse length.

Follow the instructions of your ring steward.

Walk	-----
Jog	- - - - -
Extended Jog	— — — —
Lope	—————
Leg Yield	
Lead Change	— / —
Back	← — — — — — — — — ←
Marker	⊙
Sidepass	← — — — — →

[WH/1-44]

Pattern Provided by:

Valerie Gabor

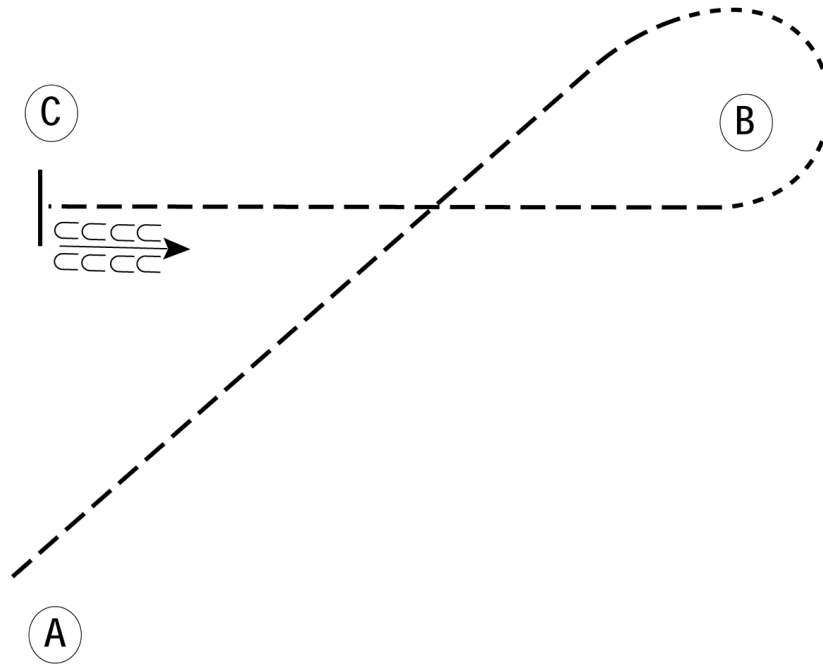
COSCA Summer Sizzler

W/T Equitation (10 & Under, E/W)

Show Date: 08-18-2018

w w w . H o r s e S h o w P a t t e r n s . c o m

w w w . H o r s e S h o w P a t t e r n s . c o m



Be ready at A.

1. Posting trot on the left diagonal from A to B.
2. Walk around B.
3. Posting trot on the right diagonal to C.
4. Stop at C. Back approximately one horse length.
5. Follow the instructions of your ring steward.

Walk	-----
Trot	- - - - -
Extended Trot	— — — —
Canter	— — — —
Leg Yield	
Lead Change	— / —
Back	← CCCC
Marker	⊙ B
Sidepass	← — — — →
Hand Gallop	— — — —

[HSE/WT-26]

Pattern Provided by:

Valerie Gabor

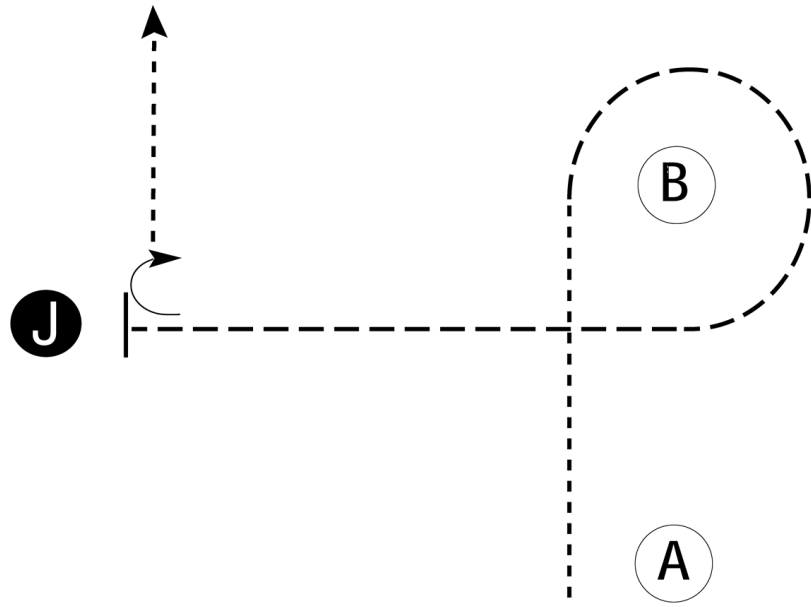
COSCA Summer Sizzler

Showmanship (4H 8-18, W/T All Ages, 13&Under)

Show Date: 08-18-2018

w w w . H o r s e S h o w P a t t e r n s . c o m

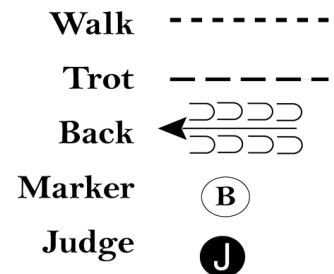
w w w . H o r s e S h o w P a t t e r n s . c o m



Be ready at A.

1. Walk from A to B.
2. Trot around B and to judge.
3. Stop and set up for inspection.
4. When dismissed, perform a 90 degree turn and walk away.

Follow the instructions of your ring steward.



[S/2-55]

Pattern Provided by:

Valerie Gabor