

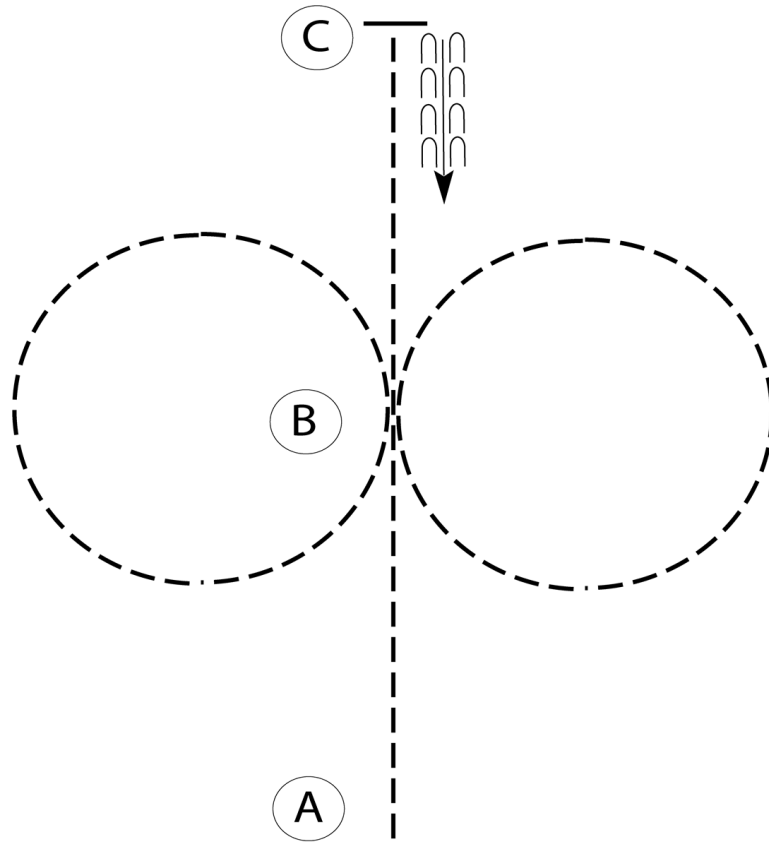
# Sunset Stables Firecracker show

## easy gaited equitation/horsemanship

Show Date: 07-01-2018

w w w . H o r s e S h o w P a t t e r n s . c o m

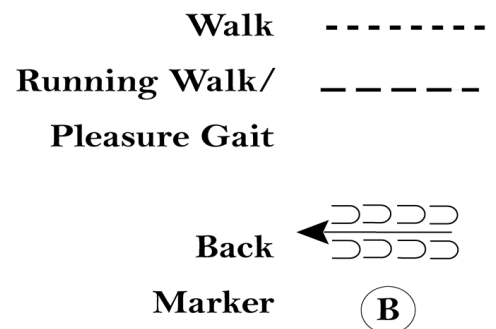
w w w . H o r s e S h o w P a t t e r n s . c o m



Be ready at A.

1. Running walk or pleasure gait from A to B.
2. At B, perform a figure eight, beginning to the right.
3. Continue the running walk or pleasure gait from B to C.
4. At C, stop and back 4 steps.

Follow the instructions of your ring steward.



[NT/H-E-1]

Pattern Provided by:

*Seth Clark*

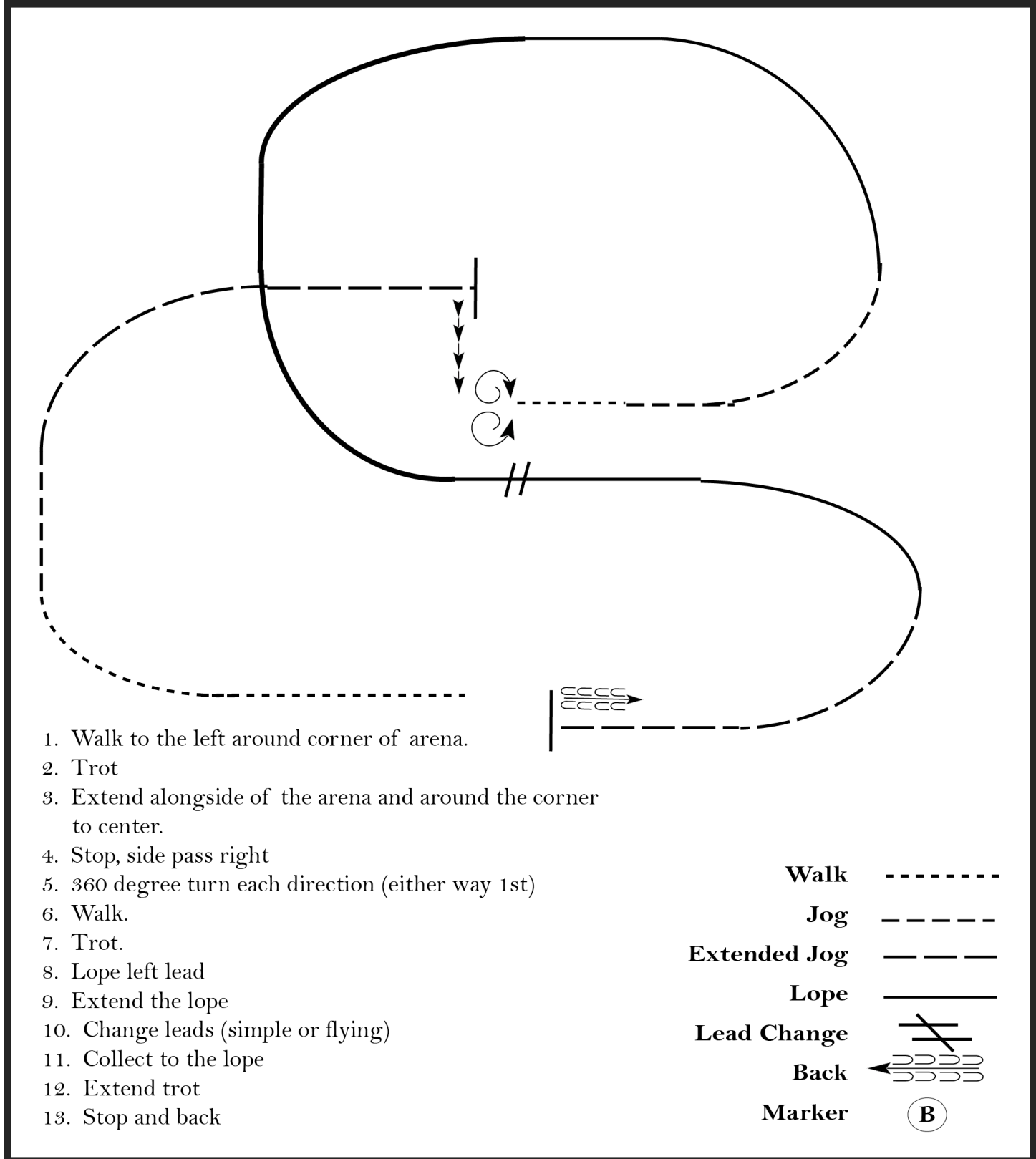
# Sunset Stables Firecracker show

## Ranch Riding

Show Date: 07-01-2018

www.HorseShowPatterns.com

www.HorseShowPatterns.com



1. Walk to the left around corner of arena.
2. Trot
3. Extend alongside of the arena and around the corner to center.
4. Stop, side pass right
5. 360 degree turn each direction (either way 1st)
6. Walk.
7. Trot.
8. Lope left lead
9. Extend the lope
10. Change leads (simple or flying)
11. Collect to the lope
12. Extend trot
13. Stop and back

<b>Walk</b>	-----
<b>Jog</b>	- - - - -
<b>Extended Jog</b>	— — — — —
<b>Lope</b>	
<b>Lead Change</b>	⋈
<b>Back</b>	← ⊞ ⊞ ⊞ ⊞ ⊞
<b>Marker</b>	Ⓚ

[RR/3]

Pattern Provided by:

*Seth Clark*

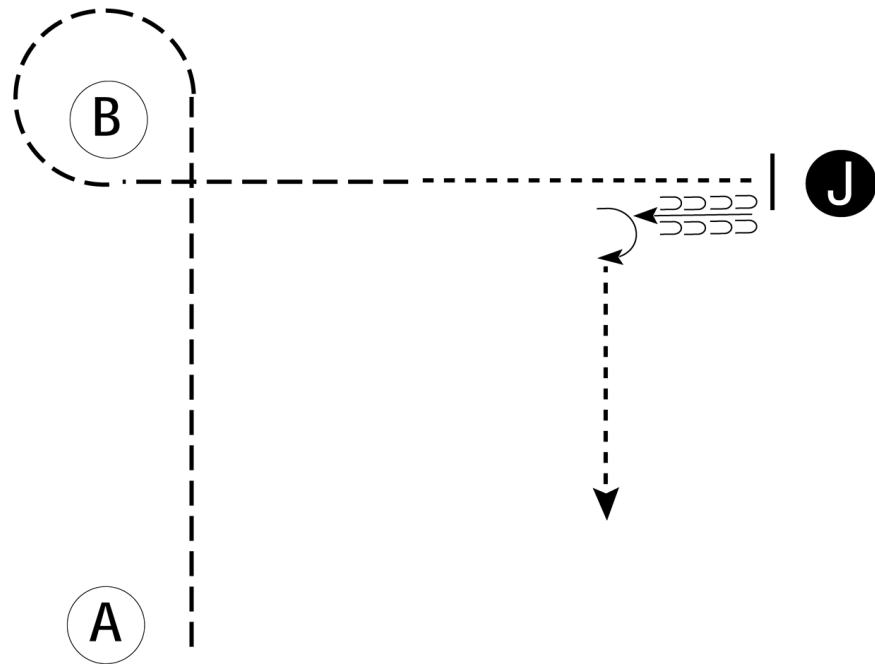
# Sunset Stables Firecracker show

All Showmanships except W/T

Show Date: 07-01-2018

w w w . H o r s e S h o w P a t t e r n s . c o m

w w w . H o r s e S h o w P a t t e r n s . c o m



Be ready at A.

1. Trot from A to B.
2. Trot a tight circle around B.
3. Continue to trot halfway to judge.
4. Break to a walk and walk to judge.
5. Stop and set up for inspection.
6. When dismissed, back approximately one horse length.
7. Perform a 90 degree turn and walk away.

Follow the directions of your ring steward.

- Walk -----
- Trot - - - - -
- Back ←
- Marker (B)
- Judge (J)

[S/2-56]

Pattern Provided by:

*Seth Clark*

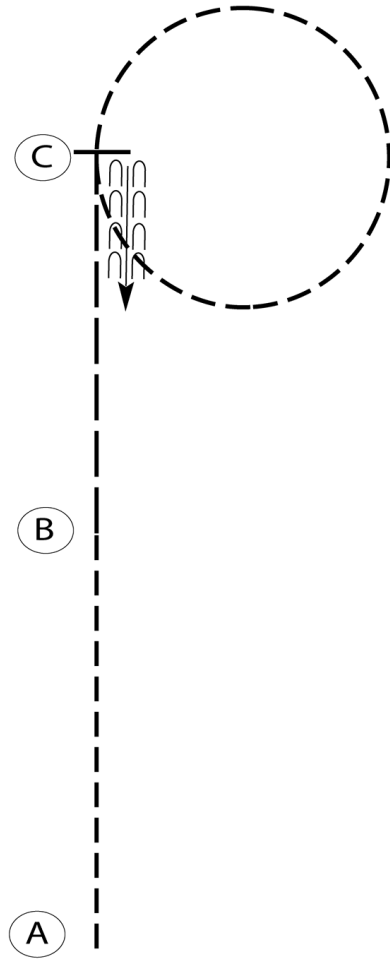
# Sunset Stables Firecracker show

## walk/trot horsemanship/equitation

Show Date: 07-01-2018

w w w . H o r s e S h o w P a t t e r n s . c o m

w w w . H o r s e S h o w P a t t e r n s . c o m



Be ready at A.

1. Jog from A to B.
2. Extend the jog to C.
3. At C, jog a circle to the right.
4. Even with C, stop and back one horse length

Retire to the rail or line up at a jog.

Walk	-----
Jog	-----
Extended Jog	-----
Lope	—————
Leg Yield	
Lead Change	—/—
Back	←←←←← ←←←←←
Marker	Ⓚ
Sidepass	←-----→

[WH/WT-19]

Pattern Provided by:

*Seth Clark*

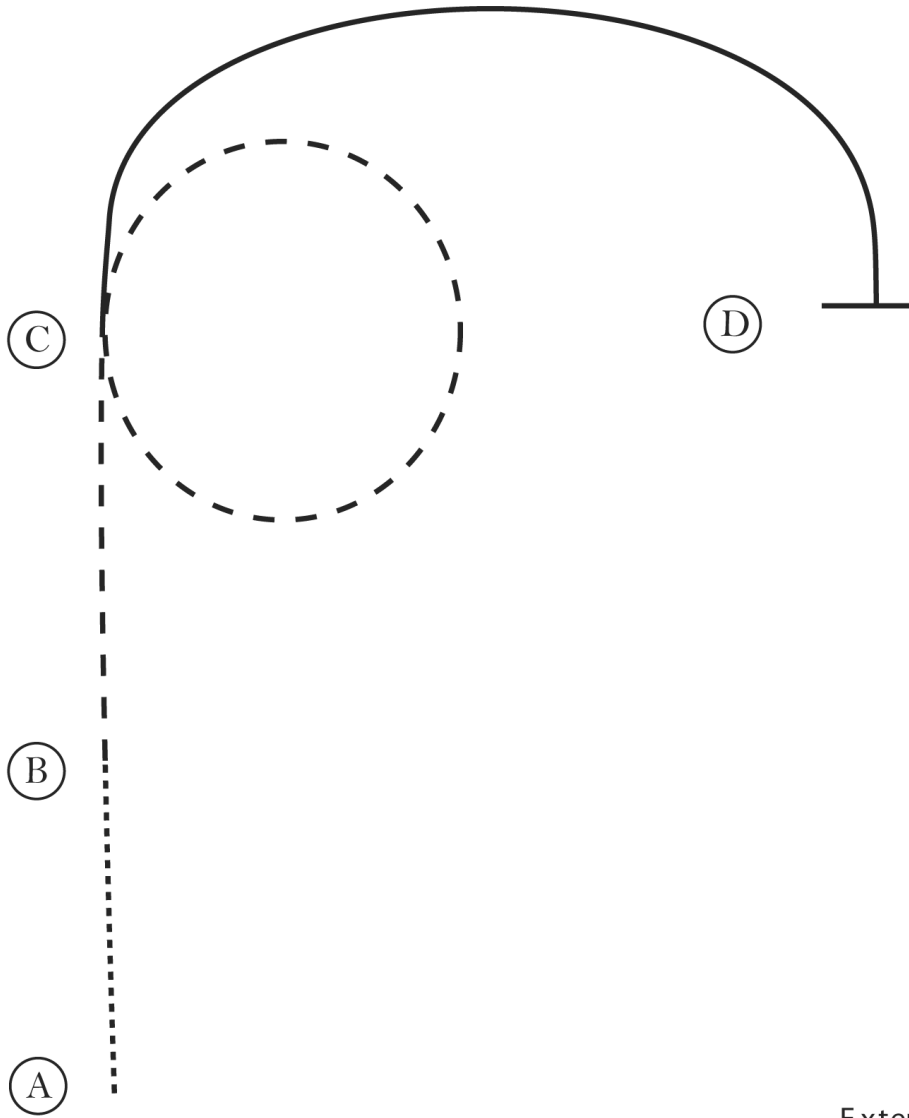
# Sunset Stables Firecracker show

all equitation except w/t

Show Date: 07-01-2018

w w w . H o r s e S h o w P a t t e r n s . c o m

w w w . H o r s e S h o w P a t t e r n s . c o m



1. Walk A to B
2. At B posting trot to C on the right diagonal
3. At C posting trot a circle to the right on the left diagonal
4. At C canter on the right lead to D
5. Stop at D

Walk	.....
Trot	-----
Extended Trot	-----
Canter	—————
Leg Yield	
Lead Change	↘
Back	←←←←←
Marker	(B)
Sidepass	←-----←

[HSE/2-16]

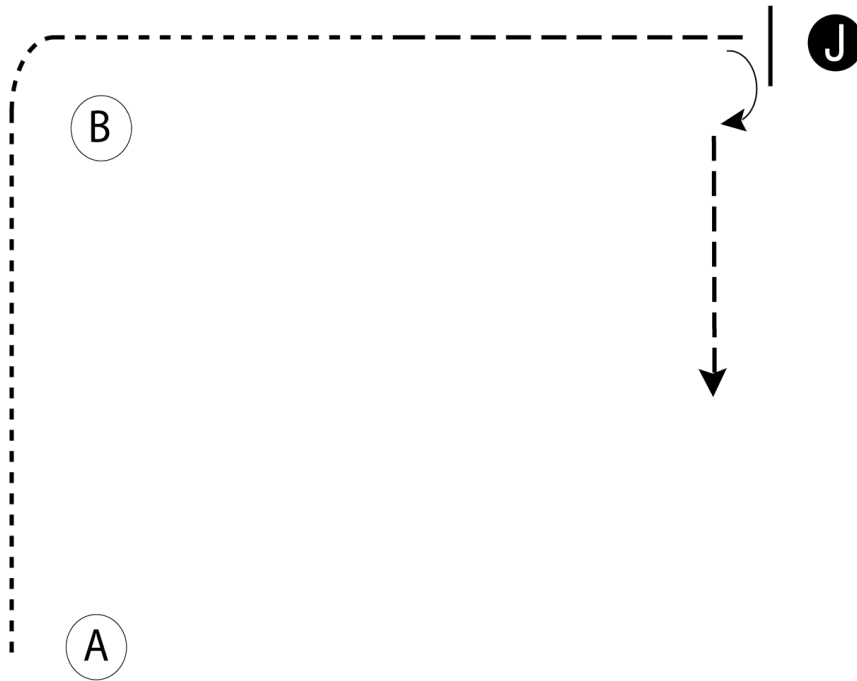
Pattern Provided by:

*Seth Clark*

# Sunset Stables Firecracker show

## Showmanship w/t

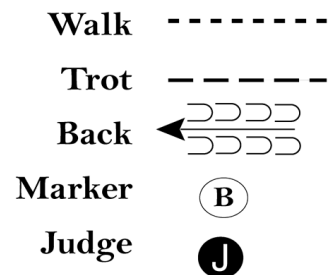
Show Date: 07-01-2018



Be ready at A.

1. Walk from A around B and half way to the Judge.
2. Trot to the Judge and set up for inspection.
3. When dismissed, perform a 90 degree turn and trot straight away from the Judge.

Follow the instructions of your ring steward.



[S/WT-33]

Pattern Provided by:

*Seth Clark*

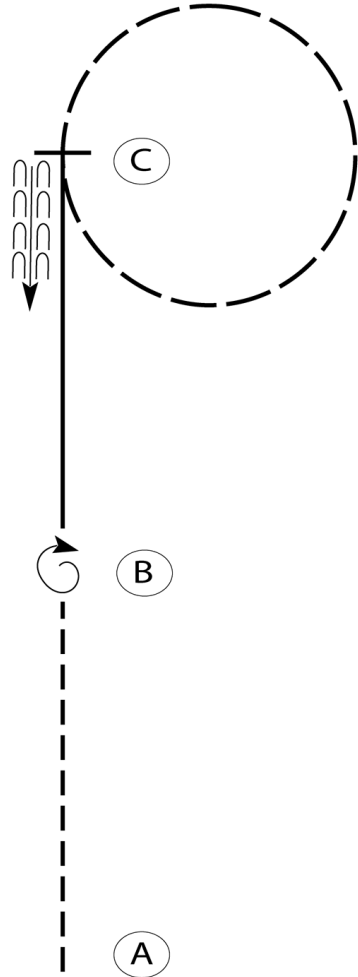
# Sunset Stables Firecracker show

All Horsemanship except w/t

Show Date: 07-01-2018

w w w . H o r s e S h o w P a t t e r n s . c o m

w w w . H o r s e S h o w P a t t e r n s . c o m



Be ready at A.

1. Jog from A to B.
2. Stop at B and perform a 360 degree turn to the right.
3. Lope on the right lead to C.
4. Even with C, break to an extended jog and circle to the right.
5. Stop at C and back one horse length

Retire to the rail or line up at a jog.

Walk	-----
Jog	- - - - -
Extended Jog	- - - - -
Lope	—————
Leg Yield	
Lead Change	— / —
Back	← ← ← ← ←
Marker	⊙ B
Sidepass	← — — — — →

[WH/2-20]

Pattern Provided by:

*Seth Clark*