

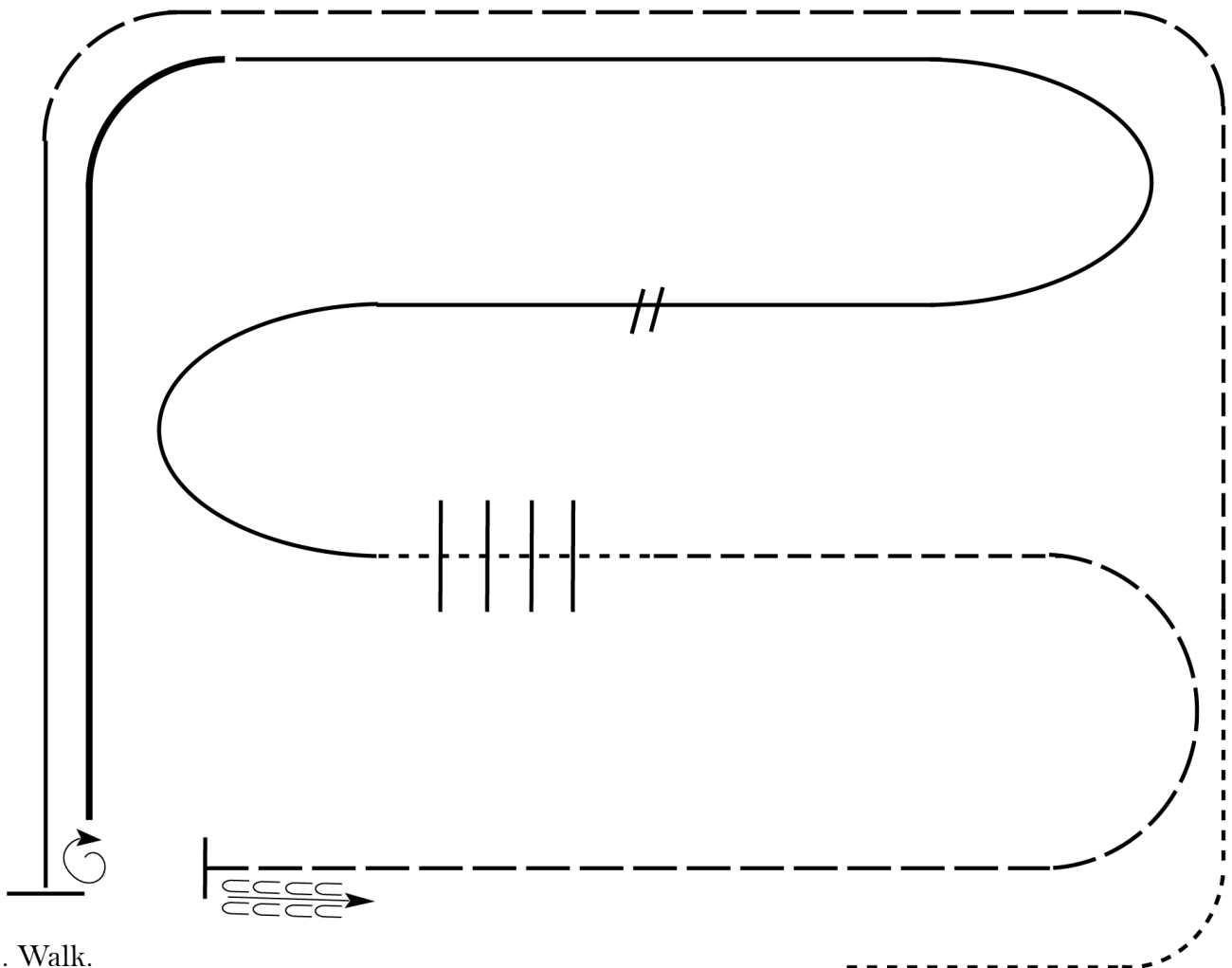
# COSCA Open Horse Show

## Ranch Rail Pleasure

Show Date: 09-09-2017

w w w . H o r s e S h o w P a t t e r n s . c o m

w w w . H o r s e S h o w P a t t e r n s . c o m



1. Walk.
2. Trot
3. Extended trot.
4. Left lead lope
5. Stop, 1 1/2 turn right
6. Extended lope
7. Collect to working lope-right lead
8. Change leads (simple or flying)
9. Walk
10. Walk over logs
11. Trot
12. Extended trot
13. Stop and back

Walk	-----
Jog	-----
Extended Jog	-----
Lope	-----
Lead Change	/
Back	← =====
Marker	(B)

[RR/2]

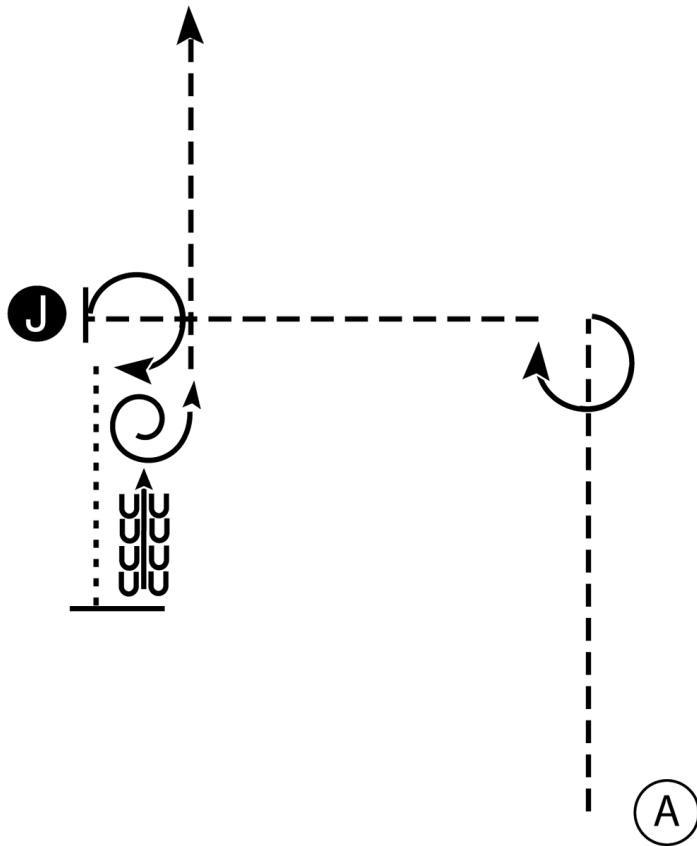
Pattern Provided by:

*Dennis L. Clement*

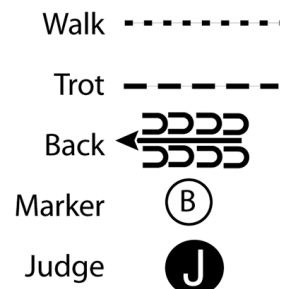
# COSCA Open Horse Show

## Open Showmanship (All Ages)

Show Date: 09-09-2017



1. Trot from A until even with the Judge.
2. Stop and perform a 270 degree turn.
3. Trot to the Judge. Stop and set up for inspection.
4. When dismissed perform a 270 degree turn and walk three horse lengths.
5. Stop and back four steps.
6. Perform a 540 degree turn and trot to the line-up.



[S/3-7]

Pattern Provided by:

*Dennis L. Clement*

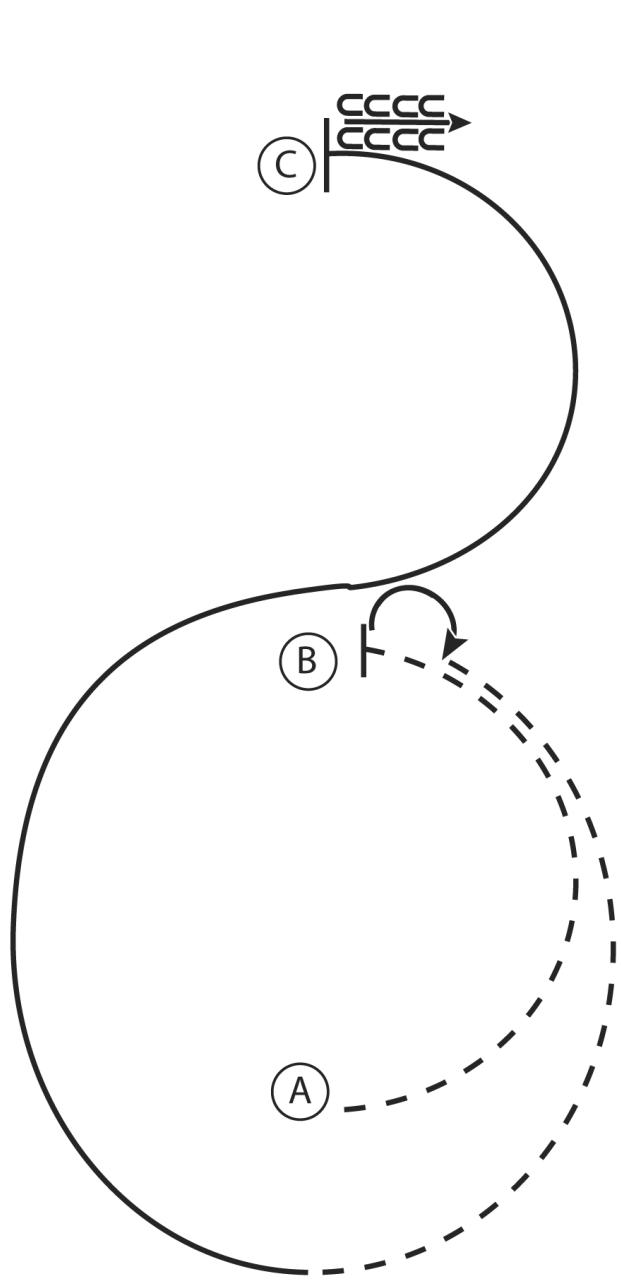
# COSCA Open Horse Show

Youth and Adult Equitation (13 & Under, 14-18 and 19 & Over)

Show Date: 09-09-2017

www.HorseShowPatterns.com

www.HorseShowPatterns.com



1. Posting trot half circle A to B
2. At B stop and perform a 180 degree turn to the right on the forehand
3. Posting trot half circle B to A
4. At A canter a half circle to B on the left lead
5. At B maintain the left lead in a half circle to C
6. At C stop and back 4 steps

Walk	.....
Trot	- - - - -
Extended Trot	— — — — —
Canter	—————
Leg Yield	
Lead Change	↘
Back	←←←←← ←←←←←
Marker	(B)
Sidepass	←←←←←

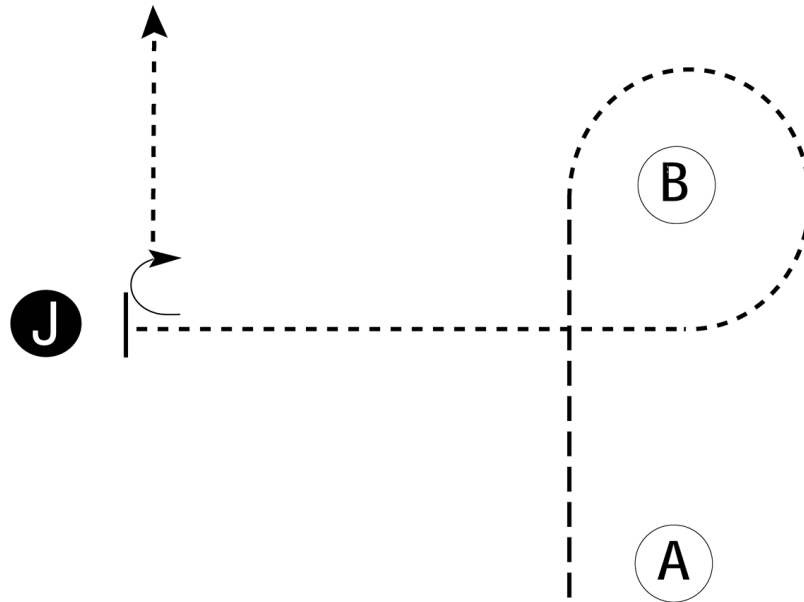
[HSE/2-7]

Pattern Provided by:  
*Dennis L. Clement*

# COSCA Open Horse Show

## Walk-Trot Showmanship (All Ages)

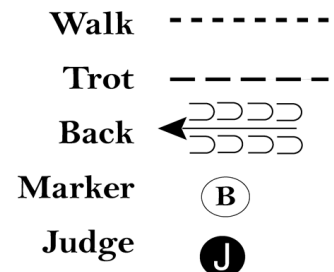
Show Date: 09-09-2017



Be ready at A.

1. Trot from A to B.
2. Walk around B and to judge.
3. Stop and set up for inspection.
4. When dismissed, perform a 90 degree turn and walk away.

Follow the instructions of your ring steward.



[S/WT-55]

Pattern Provided by:

*Dennis L. Clement*

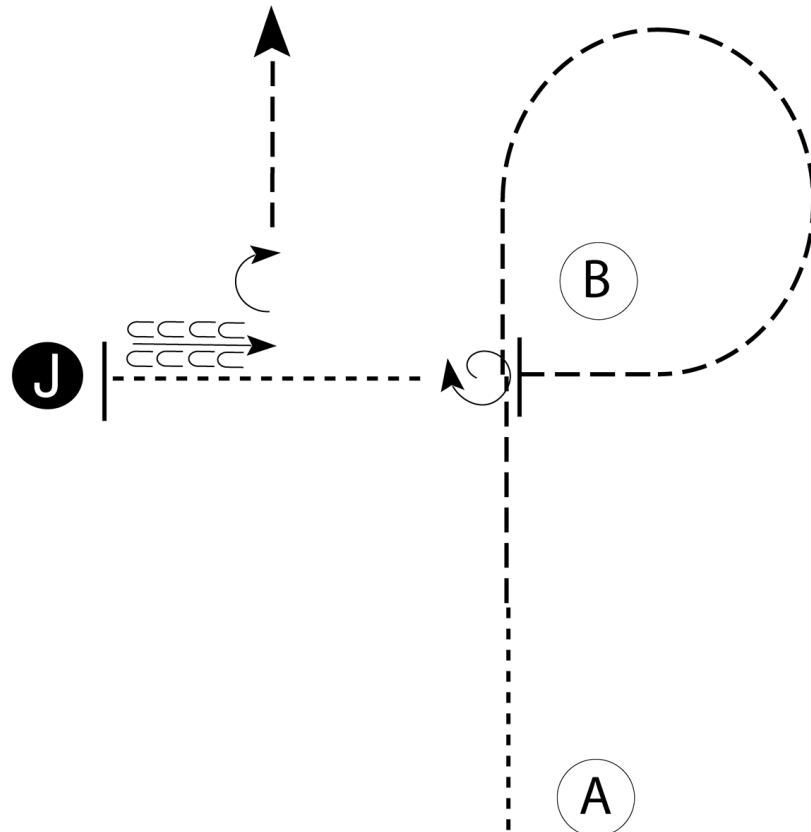
# COSCA Open Horse Show

Adult and Youth Showmanship (19 & Over, 14-18 and 13 & Under)

Show Date: 09-09-2017

w w w . H o r s e S h o w P a t t e r n s . c o m

w w w . H o r s e S h o w P a t t e r n s . c o m



Be ready at A.

1. Walk halfway to B.
2. Trot to and around B as shown.
3. Stop when just past B. Perform a 360 degree turn.
4. Walk to judge and set up for inspection.
5. When dismissed, back one horse length.
6. Perform a 90 degree turn and trot away.

Follow the instructions of your ring steward.

Walk	-----
Trot	- - - - -
Back	←
Marker	ⓑ
Judge	ⓐ

[S/2-79]

Pattern Provided by:  
*Dennis L. Clement*

# COSCA Open Horse Show

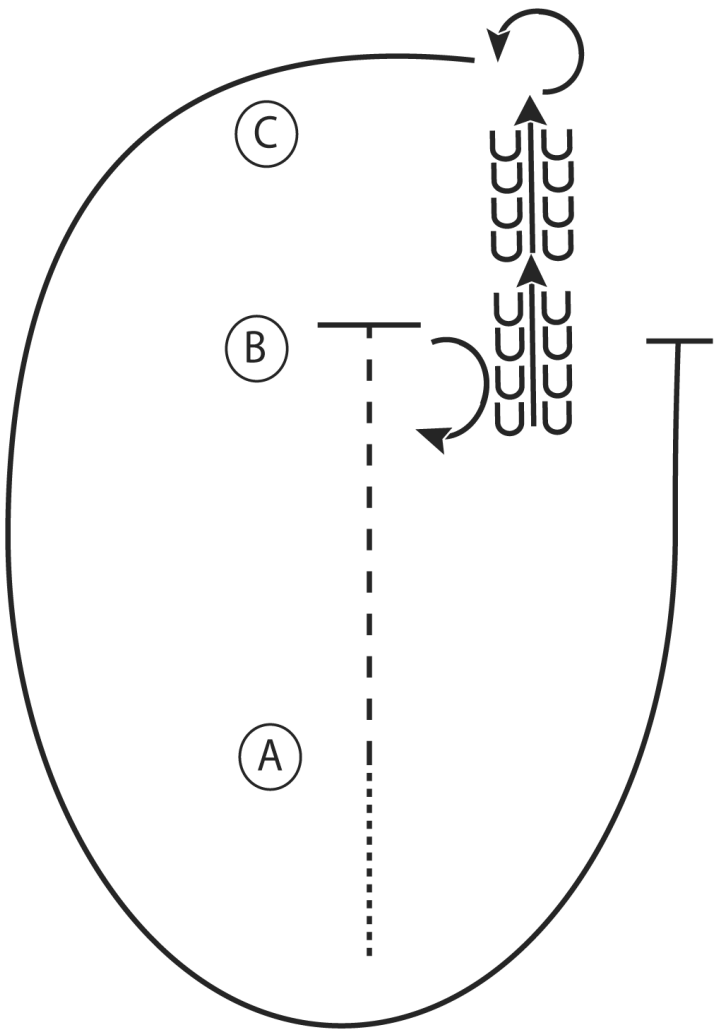
Adult and Youth Western Horsemanship (19 & Over, 13 & Under, 14-18)

Show Date: 09-09-2017

w w w . H o r s e S h o w P a t t e r n s . c o m

w w w . H o r s e S h o w P a t t e r n s . c o m

1. Walk to A
2. Jog A to B
3. Stop at B and perform a 180 degree turn to the right
4. Back to C
5. At C perform a 270 degree turn to the left
6. Lope a circle around A, returning to B
7. Stop at B



Walk	.....
Jog	-----
Extended Jog	-----
Lope	—————
Leg Yield	
Lead Change	↘
Back	←←← ↘↘↘
Marker	Ⓚ
Sidepass	←- - - - ->

[WH/2-14]

Pattern Provided by:  
*Dennis L. Clement*