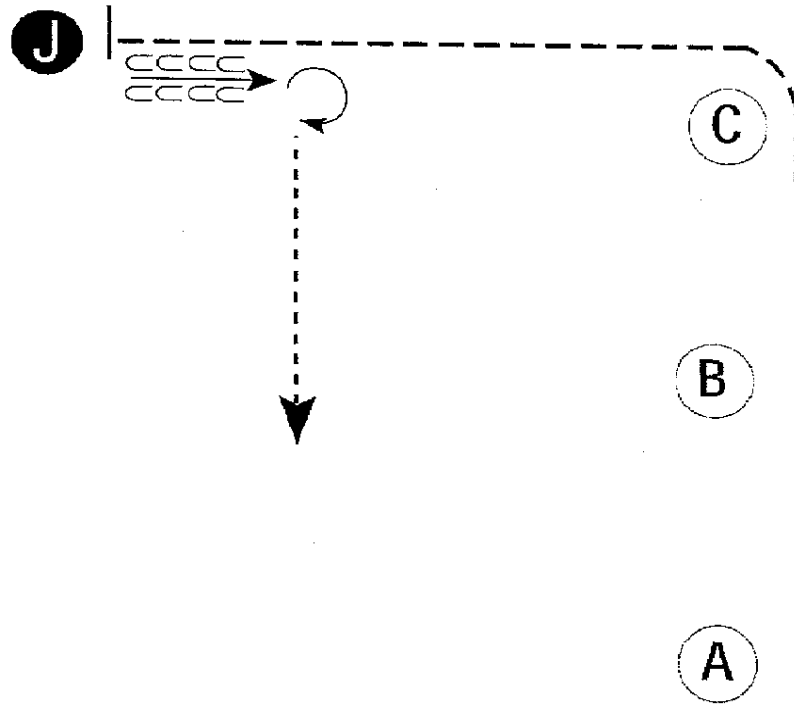


Class # 10  
11  
12  
15

# Western Horse Showmanship (All)

Show Date: ~~XXXXXXXXXX~~



Be ready at A.

1. Walk to B.
2. Trot to and around C to judge.
3. Stop and set up for inspection.
4. When dismissed back approximately one horse length.
5. Perform a 270 degree turn and walk straight away.

Follow the instructions of your ring steward.

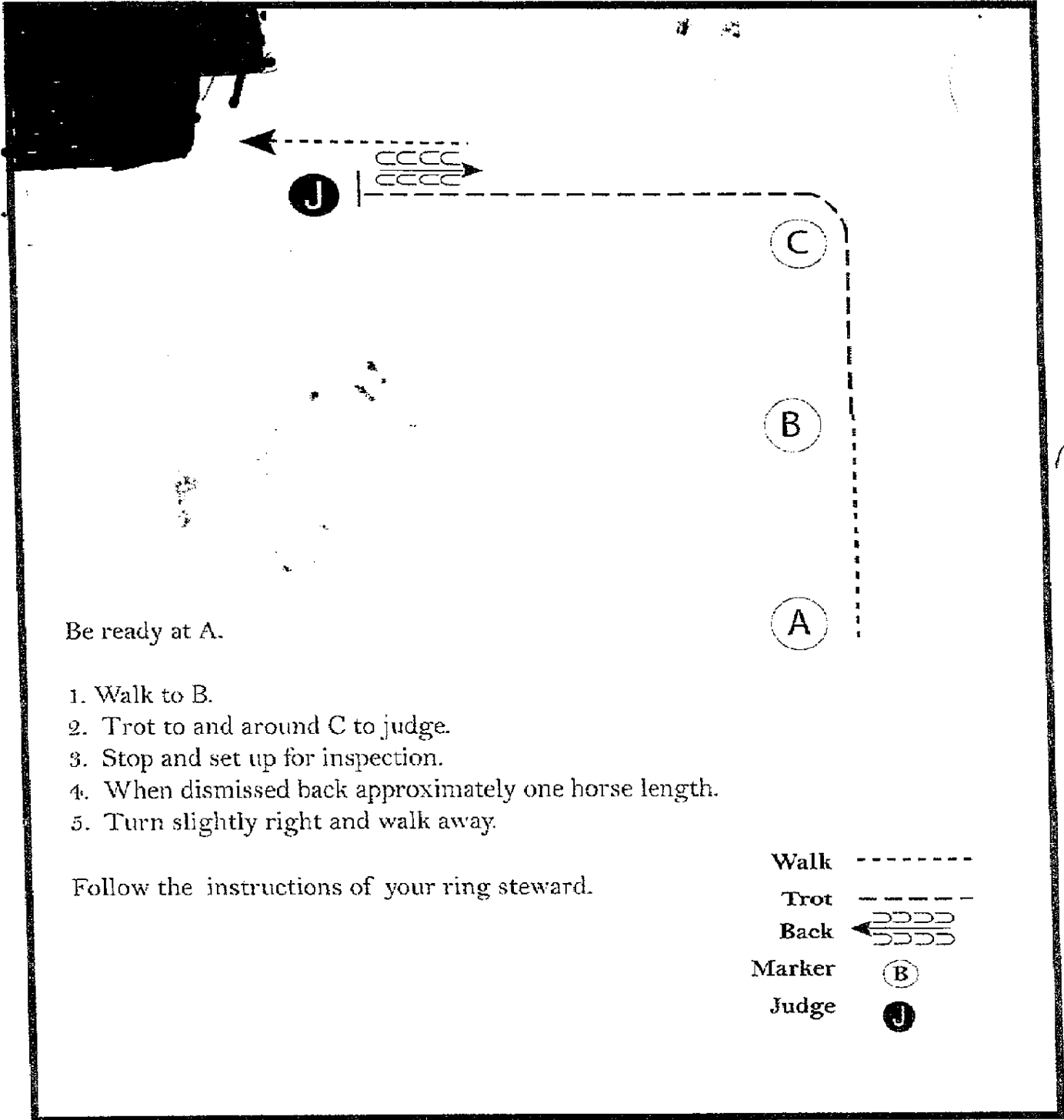
Walk	-----
Trot	- - - - -
Back	←
Marker	ⓑ
Judge	ⓐ

Class #

13  
14

# Showmanship

Show Date:



Be ready at A.

1. Walk to B.
2. Trot to and around C to judge.
3. Stop and set up for inspection.
4. When dismissed back approximately one horse length.
5. Turn slightly right and walk away.

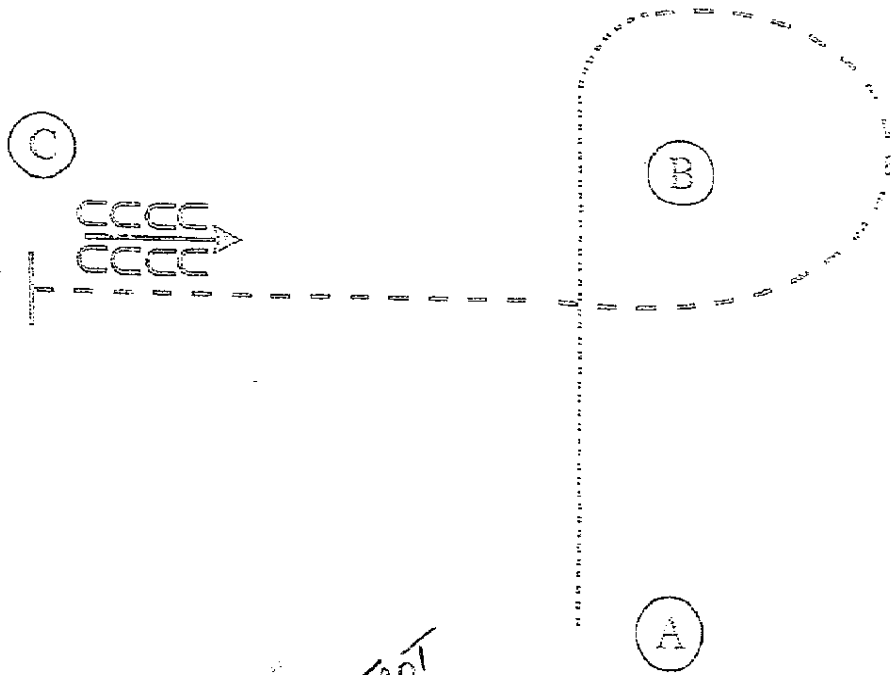
Follow the instructions of your ring steward.

- Walk -----
- Trot \_\_\_\_\_
- Back ← ~~~~~
- Marker (B)
- Judge (J)

[SWT-39]

Pattern Provided by:

*Mike Schmidt*



1. Walk A to B
2. Jog a circle at B.
3. Continue the jog to C.
4. At C stop and back 4 steps.

*OR TROT*

Walk	.....
Jog	-----
Extended Jog	- - - - -
Lope	—————
Leg Yield	
Lead Change	///
Back	←←←←←
Marker	(B)
Sidepass	←- - - ->

Pattern Provided by:

*Mike Schmidt*

[WH/1-5]

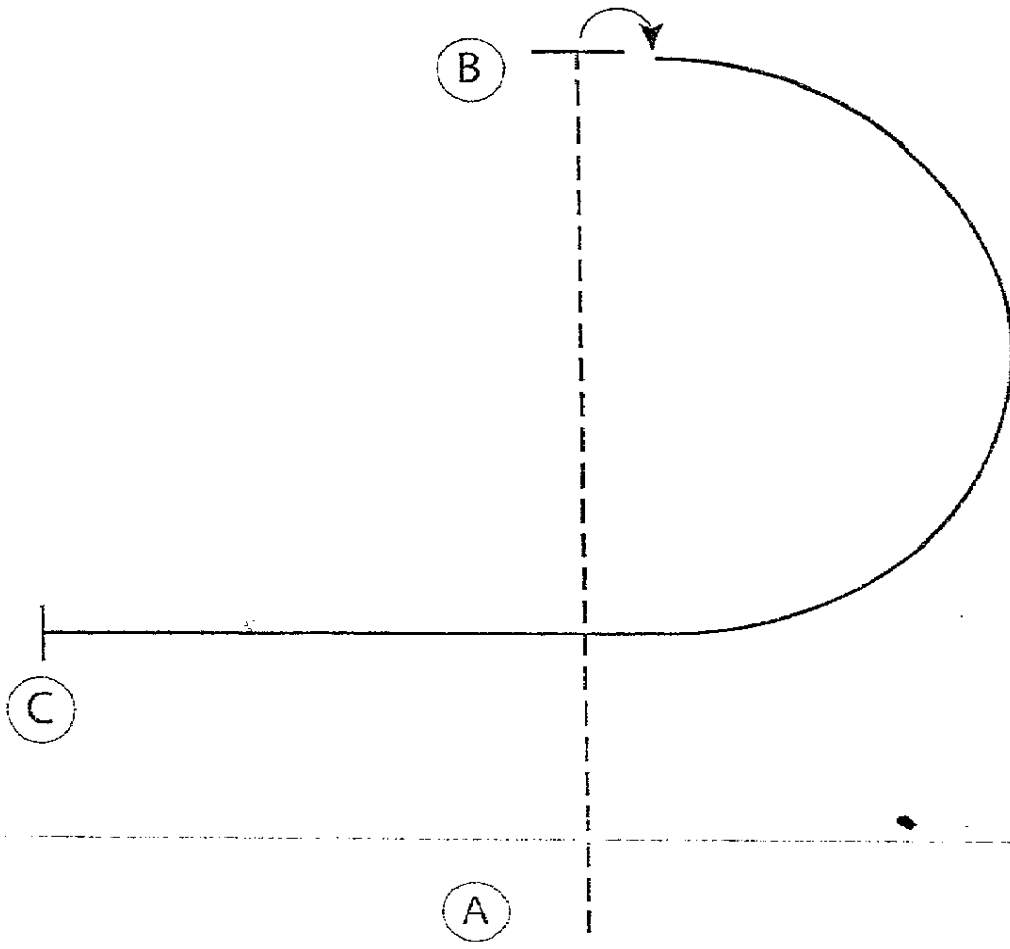
*Class #*

- 22
- 25
- 36
- 43
- 55
- 58

Class II  
34  
37

# English Equitation

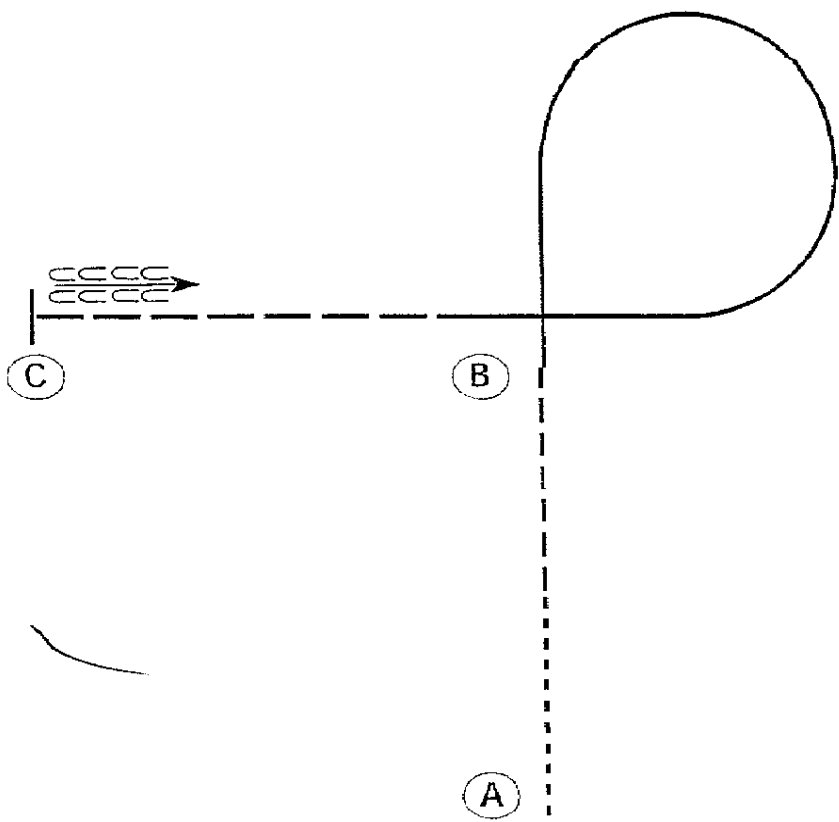
Show Date: \_\_\_\_\_



1. Posting trot on the left diagonal from A to B
2. At B stop and perform a 90 degree turn on the forehand to the right
3. Canter on the right lead from B to C
4. At C stop

Walk	-----
Trot	- - - - -
Extended Trot	—————
Canter	—————
Leg Yield	
Lead Change	↙
Back	←←←←←
Marker	⊙
Sidepass	←←←←←
Hand Gallop	—————

Class # 54  
56



Be ready at A.

1. Walk from A 1/2 way to B.
2. Jog the rest of the way to B.
3. Lope a circle to the right.
4. Perform an extended jog from B to C.
5. Stop at C and back one horse length.

Retire to the rail or line up at a jog.

Walk	-----
Jog	- - - - -
Extended Jog	— — — — —
Lope	—————
Leg Yield	
Lead Change	↙ ↘
Back	← ← ← ← ← → → → → →
Marker	⊙ B
Sidepass	← — — — — →